

## Cover Page

## LRP Progress Report (quarterly/six monthly/annual)

<b>Project's Name</b>	Community development And Monga mitigation for the Poor through Upgrading Social capital (CAMPUS)		
<b>Organization's Name</b>	Udayankur Seba Sangstha (USS)	<b>LRP no</b>	35
<b>Reporting Period</b>	October - December-2016	<b>Report submission date</b>	07/01/2017

Report Prepared by:  
Signature:

Name: Md.Kaykobad Hossain  
PC(LRP-35)

Designation:

Date: 07/01/2017

Report Approved by LRP Focal of Partner:  
Signature:

Name: Alauddin Ali

Designation:

Date: Executive Director (ED) of USS  
07/01/2017

Comments & Approval from AAB LRPD Focal:

## 1. Working Area

Number of Village	15	Union Name and Number	Vogdaburi, Ketkebari, Gomnati & Bamunia (4)
Upazilla Name	Domar	District Name	Nilphamari

## 2. Participant Type(as per database)

Type of Participants	Number of Participants
Landless	1914
PWD	245
Day labor	479
Student	750
Youth	40
Total participants	3428

## 3. Link to which CSP's strategic priority (s) both stand alone and cross cutting:

Food Rights & Sustainable livelihood & Justice for marginalized	1028
Land Rights	330
Women Rights and Gender Equity	500
Education	750
Right to Just and Democratic governance	581
Justice for marginalize	239
Total Participants	3428

## 4. Areas of changes:

Level of changes	Statement (please copy from critical pathways)
Impact	<b>People living in poverty especially women, children and youth including persons with disability (PWD) with secured access to and control over resources, and quality services leading to an improvement of their livelihood condition.</b>
Outcome (s)	<p>1. People with strong support of the community are claiming rights on collective way.</p> <p>2. Poor people's especially women, children and youth including persons with disability access to public resources &amp; services enhanced. (Health, Social welfare, Upazila woman affairs, agricultural, land office, livestock).</p> <p>3. Local govt. and different service providing institute become responsible to deliver their services to poor and person with disability (PWD) people securing democratic space and commitments for accountable service delivery and gender responsive governance mechanisms.</p> <p>4. Local Governments implementing progressive tax policies, regulatory systems and equitable distribution of resources for public service provision.</p> <p>5. Women, girls, and youth including persons with disability have capacity and leadership developed to the extent that the culture of silence is broken and challenging against gender based violence, discrimination and harmful traditional practices and getting support from law and enforcing authority.</p> <p>6. Poor people's especially women, youth including persons with disability involved in alternative livelihood option along with CRSA that is more sustainable.</p> <p>7. Quality education has promoted considering PRS in govt. primary school that enhanced inclusiveness considering CWDs and children's performance &amp; potentiality.</p>

## 5. CHANGE/RESULT

## 5.1.1. Impact level changes

Impact	<b>People living in poverty especially women, children and youth including persons with disability (PWD) with secured access to and control over resources, and quality services leading to an improvement of their livelihood condition.</b>
Impact level indicator 1	2000 HH (2000XHH size) reporting increased food security due to women's financial contribution.
<b>Narrate the changes -</b> <ul style="list-style-type: none"> <li>Describe what it is now and the situation before</li> <li>How has this changes benefited community, peoples particularly women and children</li> <li>Please also mention with critical reasoning what was not successful as anticipated</li> <li>How this change is achieved (process)? what are the roles of partners and AAB</li> </ul>	<p><i>In before they were not able to receive the sufficient food three times in a day. Now they are ensuring the sufficient food in their house through increasing purchasing power. So they increased food security as a result they have taken three times meal in a day. Most of them women are involved in IGA and they are economically empowered in their family level. In this quarter 94(13PWDs) families ensured there food security through involved the deferent's type of IGA &amp; cumulative 1947 families increased their family's income &amp; controlling their income. This change linked with project goal. According to their view they are successful it is sustainable. In primary level they conduct problem analysis &amp; priority and they also conduct the need assessment as per their capacity &amp; contest .USS provide the technical support for IGA and AAB provide capital support to Reflection action groups .</i></p>

to achieve this change																
Indicator wise disaggregated information (where applicable)	Information of target and achievement						Participant								Cumulative information	
	Target	Achievement				Deviation	Child(0-14)		Youth (15-30)		Adult(31-64)		Senior 64+		Target	Achievement
		Q1	Q2	Q3	Q4		Girl	Boy	Female	Male	Female	Male	Female	Male		
# of people reporting increased food security (3 time meal/day, sufficient nutrition & resources) as a result of sustainable livelihoods	250	98	64	74	94	0	-	-	120	18	186	6	-	-	2000	1947
What is the source to verify the collected data/ information?	Rights Register, Regulation sheet.															
How was this data collected? <ul style="list-style-type: none"><li>What methods are used to collect this data? (Census survey/ sampled survey)</li><li>What tools are used to collect this data?</li><li>Who are the respondents?</li><li>How frequently the data is collection?</li></ul>	<ul style="list-style-type: none"><li>➤ We used the methods the survey &amp; interview. Sometimes we are using PRA tools such as spiders diagram &amp; mood meter.</li><li>➤ We collected the information /data through FGD</li><li>➤ Programme participants were respondents to implementing this process.</li><li>➤ Data collation is continues process at first they collect the data &amp; write in their register book then they finalize its quarterly.</li></ul>															
❖ Case study where applicable																

## 5.1.2. Impact level changes

<b>Impact</b>	<b>People living in poverty especially women, children and youth including persons with disability (PWD) with secured access to and control over resources, and quality services leading to an improvement of their livelihood condition.</b>
<b>Impact level indicator 2</b>	2000 women are empowered who report increased control over income and greater negotiating power within the household and community.
<b>Narrate the changes -</b> <ul style="list-style-type: none"> <li>Describe what it is now and the situation before</li> <li>How has this changes benefited community, peoples particularly</li> </ul>	<i>In primary stage the women are neglected in their family because they are not able to involve in IGA &amp; also defended to her husband. Now they are involved in various type of IGA and also contribute the additional income in their family. Women are also increased the skill &amp; knowledge in various type of law &amp; policy and they have taken collective action against any kinds of injustices at family &amp; community level through reflection action process. In this quarter 105 women who report increased control over their income and household decisions &amp; cumulative 1605, This quarter 3 of</i>

<p>women and children</p> <ul style="list-style-type: none"><li>• Please also mention with critical reasoning what was not successful as anticipated</li><li>• How this change is achieved (process)? what are the roles of partners and AAB to achieve this change</li></ul>	<p>Incidence of harmful traditional practices (Child marriage, Dowry) against women and girls reported formally &amp; cumulative is 79. In this quarter 3 Incidence of harmful traditional practices (Child marriage) against women and girls reported informally &amp; cumulative 109. In this quarter 0 of of Incidence of GBV (DV, Sexual harassment, violence, acid violence, etc.) Against women and girls reported formally &amp; cumulative 45 case. In this quarter 1 case of Incidence of GBV (DV, Sexual harassment, violence, acid violence, etc.) against women and girls reported informally cumulative 52 cases. In this quarter 104 of women who report increased active participation in community decision making process &amp; cumulative 479 <i>Women increased</i> greater negotiating power within the household and community level. They believed that they are empowered in family &amp; community level. <i>USS provide the technical support in deferent's type of intervention and playing facilitated role and AAB provide the financial &amp; capacity development support to the partner organization &amp; Rights holders and they are playing strategic role to community development including women empowerment .</i></p>															
Indicator wise disaggregated information (where applicable)	Information of target and achievement						Participant								Cumulative information	
	Target	Achievement				Deviation	Child(0-14)		Youth (15-30)		Adult(31-64)		Senior 64+		Target	Achievement
		Q1	Q2	Q3	Q4		Girl	Boy	Female	Male	Female	Male	Female	Male		
# of women who report increased control over their income and household decisions	220	75	65	42	105	0					109	4	172	2	1500	1605
# of Incidence of harmful traditional practices (Child marriage, Dowry) against women and girls reported formally	4	0	0	3	3		3		3			-	-	-	75	79
# of Incidence of harmful traditional practices (Child marriage, Dowry) against women and girls reported informally	10	0	2	5	3	-	3		6		1	-	-	-	110	109
# of Incidence of GBV (DV, Sexual harrasment, violence, acid violence, etc.) against women and girls reported formally	4	2	0	1	0	1		-	3			-	-	-	50	45
# of Incidence of GBV (DV, Sexual harrasment, violence, acid violence, etc.) against women and girls reported informally	3	1	0	1	0	2		-	2	-	0	-	-	-	80	52

[illegible]

[illegible]



reasoning what was not successful as anticipated	year is 5% in this year is 2% (Source of data – Government school) USS has provided technical support ( capacity building ) to community leaders & educational personnel and also playing facilitating role. AAB is playing strategic role and they are also providing capacity building support to the USS staffs & SMC/ PTA.															
• How this change is achieved (process)? what are the roles of partners and AAB to achieve this change																
Indicator wise disaggregated information (where applicable)	Information of target and achievement						Participant								Cumulative information	
	Target	Achievement				Deviation	Child(0-14)		Youth (15-30)		Adult(31-64)		Senior 64+		Target	Achievement
		Q1	Q2	Q3	Q4		Girl	Boy	Female	Male	Female	Male	Female	Male		
# of communities where significant number of schools practicing 10 rights for securing rights to quality primary education	8	8	8	8	8	0	0	0	0	0	0	0	0	0	8	8
% of dropout rate decreased in primary schools as a result of quality education	2%	2%	0	0	0	0	0	0	0	0	0	0	0	0	5	5
# of School shows good performance ( Student pass rate)	5	-	-	-	5										5	5
# of student obtained good result .	94	-	-	-	94		54	40							94	94
<b>What is the source to verify the collected data/ information?</b>	<b>Right register, FGV report.</b>															
<b>How was this data collected?</b>																
• What methods are used to collect this data? (Census survey/ sampled survey)	➤ We used the methods the survey & interview. Sometimes we are using PRA tools such as spiders diagram & mood meter.															
• What tools are used to collect this data?	➤ We collected the information /data through FGD															
• Who are the respondents?	➤ Programme participants were respondents to implementing this process.															
• How frequently the data is collection?	➤ Data collation is continues process at first they collect the data & write in their register book then they finalize its quarterly.															

**N.B: Please insert all indicators consecutively following the above sequence and table.**



## 5.2 Outcome level changes

### 5.2.1 Outcome level change

<b>Outcome -1</b>	People with strong support of the community are calming rights on collective way.															
<b>Outcome indicator -1</b>	# of collectives action take to ensure control and access land & water bodies.															
<b>Narrate the changes -</b> <ul style="list-style-type: none"> <li>Describe what it is now and the situation before</li> <li>How is this change contributing to impact mentioned in critical pathways?</li> <li>How has this changes benefited community, peoples particularly women and children (if any)</li> <li>Please also mention with critical reasoning what was not successful as anticipated</li> <li>How this change is achieved (process)? what are the roles of partners and AAB to achieve this change</li> </ul>	<p>In this year our community people had taken one action for registration which was distributed khas land among the landless people. They also application submitted on khas land &amp; filling the writ petition in high court division for getting procession and another writ petition for challenge the gazette notification. They are continuing the advocacy on record correction of forest land which was grabbed by forest &amp; conduct the public hearing on land management issue and Local level advocacy on khas land issue. in this quarter Land movement committee has taken initiative for khas land registration as result 3 land less committee getting registration from government 50 people are involved on this process. All those initiatives are running 3 landless group are involved on this process. This Change linked with women and man from marginalized communities received land and control over water bodies. <i>USS has provided technical support (capacity building) to community leaders &amp; also playing facilitating role. AAB is playing strategic role and they are also providing capacity building support to the USS staffs &amp; community leaders.</i></p>															
<b>Indicator wise disaggregated information (where applicable)</b>	Target	Achievement				Divi	0-14		15-30		31-64		64+		Cumulative information	
		Q1	Q2	Q3	Q4		Girl	Boy	Female	Male	Female	Male	Female	Male		
# of individual/ collective action to ensure control & access khas & forest land.	4	4	0	1	1				3						5	5
Types of initiatives taken collectives action -	4	4	0	1	-										5	5
# of people benign involve in these process.	207	177	0	30	50	-			50	120	30	57			200	257
<b>What is the source to verify the collected data/ information?</b>	Participants list – writ petitions & government circulars.															
<b>How was this data collected?</b>	➤ We used the methods the survey & interview. Sometimes we are using PRA tools such as spiders diagram &															

[illegible]

data? (Census survey/ sampled survey) • What tools are used to collect this data? • Who are the respondents? • How frequently the data is collection?	➤ We collected the information /data through FGD ➤ Programme participants was respondents to implementing this process. ➤ Data collation is continues process at first they collect the data & write in their register book then they finalize its quarterly.
--	---

## ❖ Case study where applicable

Outcome 2	Poor people's especially women, children and youth including PWDs access to public resources & services enhanced-Health, Social welfare, Upazila woman affairs, agri, land, livestock															
Outcome level indicator 2	2200 people living in poverty who experience improvements in quality and gender responsive public services															
<b>Narrate the changes -</b> <ul style="list-style-type: none"><li>Describe what it is now and the situation before</li><li>How is this change contributing to impact mentioned in critical pathways?</li><li>How has this changes benefited community, peoples particularly women and children (if any)</li><li>Please also mention with critical reasoning what was not successful as anticipated</li><li>How this change is achieved (process)? what are the roles of partners and AAB to achieve this change</li></ul>	<i>Our programme participants are not aware on Quality gender responsive public services &amp; they have low access on public services. Now they are aware on this issue and they increased the skill &amp; knowledge through reflection action process. Our programme participants are continuing the advocacy with service providing institute for providing gender responsive public services. As a result Union praised, UYDO, Agricultural office and social services department are providing gender responsive public service among the community people. In this Quarter 600 health, ration cards &amp; VGF , seed support from government Cumulative 3061 families. <b><u>Noted that all program participants have been received government service.</u></b> In Quarter 109 participants are satisfied for their receiving service &amp; Cumulative 441 families Most of the program participants are women &amp; children and they are benefited from this change. This change linked with. # of families reporting increased food security due to women's financial contribution. USS has provided technical support (capacity building) to community leaders &amp; also playing facilitating role. AAB is playing strategic role and they are also providing capacity building support to the USS staffs &amp; community leaders.</i>															
Indicator wise disaggregated information (where applicable)	Information of target and achievement						Participant								Cumulative information	
	Target	Achievement				Deviation	Child(0-14)		Youth (15-30)		Adult(31-64)		Senior 64+		Target	Achievement
		Q1	Q2	Q3	Q4		Girl	Boy	Female	Male	Female	Male	Female	Male		
# of institutions provided gender responsive public services	3	3	-	-	-										4	4
# of people living in poverty received quality	2000	76	1738	575	600	0	165	120	1127	276	1237	64	-	-	2000	3061

public services																
# of people living in poverty who experience improvements of public services in terms of quality and gender responsiveness.	200	66	35	09	109	-	-	-	90	3	126	0	-	-	350	441
<b>What is the source to verify the collected data/ information?</b>	<b>Rights register. FGV &amp; interview &amp; Meeting regulation.</b>															
<b>How was this data collected?</b> <ul style="list-style-type: none"> <li>What methods are used to collect this data? (Census survey/ sampled survey) <ul style="list-style-type: none"> <li>➤ What tools are used to collect this <i>We used the methods the survey &amp; interview. Sometimes we are using PRA tools such as spiders diagram &amp; mood meter.</i></li> <li>➤ <i>We collected the information /data through FGD</i></li> <li>➤ <i>Programme participants was respondents to implementing this process.</i></li> </ul> </li> <li><i>Data collation is continues process at first they collect the data &amp; write in their register book then they finalize its quarterly.data?</i></li> <li>Who are the respondents?</li> <li>How frequently the data is collection?</li> </ul>	<ul style="list-style-type: none"> <li>➤ <i>We used the methods the survey &amp; interview. Sometimes we are using PRA tools such as spiders diagram &amp; mood meter.</i></li> <li>➤ <i>We collected the information /data through FGD</i></li> <li>➤ <i>Programme participants were respondents to implementing this process.</i></li> <li>➤ <i>Data collation is continues process at first they collect the data &amp; write in their register book then they finalize its quarterly.</i></li> </ul>															
❖ <b>Case study where applicable</b>																
<b>5.2..1. Outcome level change</b>																
<b>Outcome 3</b>	<b>Local govt. and different service providing institute become responsible to deliver their services to poor and person with disability (PWD) people securing democratic space and commitments for accountable service delivery and gender responsive governance mechanisms.</b>															

Outcome level indicator 1	Local government (UP) and different service providing institute (Health, Social welfare, Upazila woman affairs, agricultural, land office, livestock) have taken initiatives to increase transparency and accountability to the poor & PWD.															
<b>Narrate the changes -</b> <ul style="list-style-type: none"><li>Describe what it is now and the situation before</li><li>How is this change contributing to impact mentioned in critical pathways?</li><li>How has this changes benefited community, peoples particularly women and children (if any)</li><li>Please also mention with critical reasoning what was not successful as anticipated</li><li>How this change is achieved (process)? what are the roles of partners and AAB to achieve this change</li></ul>	<i>In previously Local government don't take any kind of initiative to increase the transparency &amp; accountability now they have taken some initiative such as participatory plans &amp; budget , Five year development implementation &amp; fair tax assessment collection and redistribution. &amp; open information board .This initiative taken by Bamunia Union parisad.In this quarter bamunia union praised providing 5 years development plan to the community people &amp; Social services department are more responsible to providing their services as result community people enjoying their rights from government. This change is linked with food security &amp; sustainable livelihood. For those initiatives poor people &amp; women are specially benefited to receive the services and also benefited community people. USS has provided technical support (capacity building) to union praised &amp; their members USS is playing facilitating role. AAB is playing strategic role and they are also providing capacity building support to the USS staffs &amp; community leaders.</i>															
<b>Indicator wise disaggregated information (where applicable)</b>	<b>Information of target and achievement</b>						<b>Participant</b>								<b>Cumulative information</b>	
	Target	Achievement				Deviation	Child(0-14)		Youth (15-30)		Adult(31-64)		Senior 64+		Target	Achievement
		Q1	Q2	Q3	Q4		Girl	Boy	Female	Male	Female	Male	Female	Male		
# of Local Governments (UP, Upazila, CC, Zila, etc) took steps/initiatives to increase transparency and accountability to the communities	2	1	0	1	1	-	-	-	-	-	-	-	-	-	2	4
# of service providing institutions then LGIS took steps/ initiative to increase transparency and accountability to service delivery .	1	-	-	-	1										1	1
<b>What is the source to verify the collected data/ information?</b>	<b>Open budget resolution &amp; publication and demand list.</b>															
<b>How was this data collected?</b> <ul style="list-style-type: none"><li>What methods are used to collect this data? (Census survey/ sampled survey)</li><li>What tools are used to collect this data?</li></ul>	<ul style="list-style-type: none"><li>➤ We used the methods the survey &amp; interview. Sometimes we are using PRA tools such as spiders diagram &amp; mood meter.</li><li>➤ We collected the information /data through FGD</li><li>➤ Programme participants were respondents to implementing this process.</li><li>➤ Data collation is continues process at first they collect the data &amp; write in their register book then they finalize its quarterly.</li></ul>															

[illegible]



data? • Who are the respondents? • How frequently the data is collection?	➤ Data collation is continues process at first they collect the data & write in their register book then they finalize its quarterly.															
Outcome 3	Local government (UP) and different service providing institute (Health, Social welfare, Upazila woman affairs, agricultural, land office, livestock) have taken initiatives to increase transparency and accountability to the poor & PWD.															
Outcome level indicator -3	# of Union incorporated and ADP is allocated for implementing local education plan															
Narrate the changes - • Describe what it is now and the situation before • How is this change contributing to impact mentioned in critical pathways? • How has this changes benefited community, peoples particularly women and children (if any) • Please also mention with critical reasoning what was not successful as anticipated • How this change is achieved (process)? what are the roles of partners and AAB to achieve this change	Not Applicable .															
Indicator wise disaggregated information (where applicable)	Information of target and achievement					Participant								Cumulative information		
	Target	Achievement				Deviation	Child(0-14)		Youth (15-30)		Adult(31-64)		Senior 64+		Target	Achievement
		Q1	Q2	Q3	Q4		Girl	Boy	Female	Male	Female	Male	Female	Male		
# of Union prepared the education plan at union level.	0	0	0	-	-	-	-	-	-	-	-	-	-	-	2	2
What is the source to verify the collected data/ information?	Open budget resolution & publication and demand list.															
How was this data collected? • What methods are used to collect this data? (Census survey/ sampled survey) • What tools are used to collect this	Not Applicable															



data? • Who are the respondents? • How frequently the data is collection?	
---	--

### Outcome level change

[illegible]

<b>data/ information?</b>																
<b>How was this data collected?</b> <ul style="list-style-type: none"><li>What methods are used to collect this data? (Census survey/ sampled survey)</li><li>What tools are used to collect this data?</li><li>Who are the respondents?</li><li>How frequently the data is collection?</li></ul>	<ul style="list-style-type: none"><li>➤ We used the methods the survey &amp; interview. Sometimes we are using PRA tools such as spiders diagram &amp; mood meter.</li><li>➤ We collected the information /data through FGD</li><li>➤ Program participants were respondents to implementing this process.</li><li>➤ Data collation is continues process at first they collect the data &amp; write in their register book then they finalize its quarterly.</li></ul>															
<b>Outcome 4</b>	<b>Women, girls, and youth including persons with disability have capacity and leadership developed to the extent that the culture of silence is broken and challenging against gender based violence, discrimination and harmful traditional practices and getting support from law and enforcing authority.</b>															
<b>Outcome level indicator 1</b>	# of women, girls and youth who demonstrate active leadership at multiple levels and in formal and information governance structures including schools															
<b>Narrate the changes -</b> <ul style="list-style-type: none"><li>Describe what it is now and the situation before</li><li>How is this change contributing to impact mentioned in critical pathways?</li><li>How has this changes benefited community, peoples particularly women and children (if any)</li><li>Please also mention with critical reasoning what was not successful as anticipated</li><li>How this change is achieved (process)? what are the roles of partners and AAB to achieve this change</li></ul>	<p>Previously the women are empowered at community &amp; local level. After involvement LRP intervention they socially empowered In this quarter 10 women and girls who demonstrate active leadership at Upazila-District leve Cumulative 37. In this quarter 9 women are elected as a SMC member in different government school &amp; they are laying active role for school development total 35 women and girls actively participate in formal structures . In this quarter 9 women &amp; girls actively participate in non-formal structures cumulative 80 .In previous quarter Nari mukti Loko Kendra organize the movement for force marriage as result shaher banue safe from force marriage total of cumulative 6 movement which are Land rights issue, Forest land &amp; community clinic management issue . Rural electricity &amp; corruption of sonali bankLtd. Women are playing active role for community development. Women are benefited from this change because they playing active role as women development activist. This change linked with women is empowered who report increased control over income and greater negotiating power within the household and community level members USS is playing facilitating role. AAB is playing strategic role and they are also providing capacity building support to the USS staffs &amp; community leaders.</p>															
<b>Indicator wise disaggregated information (where applicable)</b>	<b>Information of target and achievement</b>						<b>Participant</b>								<b>Cumulative information</b>	
	Target	Achievement				Deviation	Child(0-14)		Youth (15-30)		Adult(31-64)		Senior 64+		Target	Achievement
		Q1	Q2	Q3	Q4		Girl	Boy	Female	Male	Female	Male	Female	Male		
# of women and girls who demonstrate active leadership at Upazila-District level	15	5	2	10	10				15		12				30	37

# of women and girls who demonstrate active leadership at National level	0	0	0	0	0	0	0	0	0	0	0	0	0	0	0	0
# of women and girls actively participate in formal structures	10	4	1	2	9				13	0	3	0			50	35
# of women and girls actively participate in non-formal structures	20	0	19	0	9	0	0	0	9	0	7	0	12	0	100	80
# of movement/initiative led by women contributed to local development.	2	0	1	1	0	0	0	0	0	0	0	0	0	0	1	6

<b>What is the source to verify the collected data/ information?</b>	<b>Participants list . Government circulars and Right register.</b>															
<b>How was this data collected?</b> <ul style="list-style-type: none"> <li>What methods are used to collect this data? (Census survey/ sampled survey)</li> <li>What tools are used to collect this data?</li> <li>Who are the respondents?</li> <li>How frequently the data is collection?</li> </ul>	<ul style="list-style-type: none"> <li>➤ We used the methods the survey &amp; interview. Sometimes we are using PRA tools such as spiders diagram &amp; mood meter.</li> <li>➤ We collected the information /data through FGD</li> <li>➤ Programme participants were respondents to implementing this process.</li> <li>➤ Data collation is continues process at first they collect the data &amp; write in their register book then they finalize its quarterly</li> </ul>															

## Out come

<b>Outcome 4</b>	Women, girls, and youth including PWDs have capacity and leadership developed to the extent that the culture of silence is broken and organized movements with community to challenge GBV, HTP & discrimination
<b>Outcome level indicator 2</b>	Evidence of women and girls challenging gender based injustices, GBV and harmful traditional practices.
<b>Narrate the changes -</b> <ul style="list-style-type: none"> <li>Describe what it is now and the situation before</li> <li>How is this change contributing to impact mentioned in critical pathways?</li> <li>How has this changes benefited community, peoples particularly women and children (if any)</li> </ul>	<p>Previously the women are not aware on GBV. After involvement LRP intervention they are aware on this issue. They have taken collective action any kind of injustice for women. In this quarter 87 women and girls who have skills, confidence and have raised their voices to challenge gender based violence and discrimination against women and girls cumulative 361. Women and girls who have skills, confidence and have raised their voices to challenge gender based violence and discrimination against women and girls women. Women are benefited from this change because they playing active role as women development activist. This change linked with women is empowered who report increased control over income and greater negotiating power within the household and community level member's .USS is playing facilitating role. AAB is playing strategic role and they are also providing capacity building support to the USS staffs &amp; community leaders.</p>

<ul style="list-style-type: none"><li>• Please also mention with critical reasoning what was not successful as anticipated</li><li>• How this change is achieved (process)? what are the roles of partners and AAB to achieve this change</li></ul>																
Indicator wise disaggregated information (where applicable)	Information of target and achievement						Participant								Cumulative information	
	Target	Achievement				Deviation	Child(0-14)		Youth (15-30)		Adult(31-64)		Senior 64+		Target	Achievement
		Q1	Q2	Q3	Q4		Girl	Boy	Female	Male	Female	Male	Female	Male		
# of women and girls who have skills, confidence and have raised their voices to challenge gender based violence and discrimination against women and girls	150	36	50	8	87	-	0	-	89		92	0	-	-	300	361
What is the source to verify the collected data/ information?	Participants list- Right register-															
How was this data collected? <ul style="list-style-type: none"><li>• What methods are used to collect this data? (Census survey/ sampled survey)</li><li>• What tools are used to collect this data?</li><li>• Who are the respondents?</li><li>• How frequently the data is collection?</li></ul>	<ul style="list-style-type: none"><li>➤ .We used the methods the survey &amp; interview. Sometimes we are using PRA tools such as spiders diagram &amp; mood meter.</li><li>➤ We collected the information /data through FGD</li><li>➤ Programme participants were respondents to implementing this process.</li><li>➤ Data collation is continues process at first they collect the data &amp; write in their register book then they finalize its quarterly.</li></ul>															
Outcome 4	Women, girls, and youth including PWDs have capacity and leadership developed to the extent that the culture of silence is broken and organized movements with community to challenge GBV, HTP & discrimination															
Outcome level indicator 3	Presence of functional structure to address GBV in the targeted.															
Narrate the changes - <ul style="list-style-type: none"><li>• Describe what it is now and the situation before</li><li>• How is this change contributing to impact mentioned in critical pathways?</li><li>• How has this changes benefited</li></ul>	Previously there is no Presence of functional structure to address GBV at targeted areas & community people are not aware injustice against women & girls. After involvement LRP intervention community people are organized through reflection action group now they have 9 greater organization which called named is Loko Kendra . Now 9 loko Kendra are playing active role to address GBV in the Vogdaburi, Ketkebari , Gomnati & Bamunia union. They have taken collective action any kind of injustice for women. This change linked with women is empowered who report increased control over income and greater negotiating power within the household and community level member's .USS is playing facilitating role. AAB is playing strategic role and they are also providing capacity building support to the USS staffs & community leaders.															

community, peoples particularly women and children (if any) <ul style="list-style-type: none"><li>• Please also mention with critical reasoning what was not successful as anticipated</li><li>• How this change is achieved (process)? what are the roles of partners and AAB to achieve this change</li></ul>																
Indicator wise disaggregated information (where applicable)	Information of target and achievement						Participant								Cumulative information	
	Target	Achievement				Deviation	Child(0-14)		Youth (15-30)		Adult(31-64)		Senior 64+		Target	Achievement
		Q1	Q2	Q3	Q4		Girl	Boy	Female	Male	Female	Male	Female	Male		
Presence of functional structure to address GBV at targeted LRP areas.	9	0	9	9	9	9	0	0	0	0	0	0	0	0	9	9
What is the source to verify the collected data/ information?	Right Register- Case history – various report.															
How was this data collected? <ul style="list-style-type: none"><li>• What methods are used to collect this data? (Census survey/ sampled survey)</li><li>• What tools are used to collect this data?</li><li>• Who are the respondents?</li><li>• How frequently the data is collection?</li></ul>	<ul style="list-style-type: none"><li>➤ .We used the methods the survey &amp; interview. Sometimes we are using PRA tools such as spiders diagram &amp; mood meter.</li><li>➤ We collected the information /data through FGD</li><li>➤ Programme participants were respondents to implementing this process.</li><li>➤ Data collation is continues process at first they collect the data &amp; write in their register book then they finalize its quarterly.</li></ul>															
Outcome 4	Women, girls, and youth including PWDs have capacity and leadership developed to the extent that the culture of silence is broken and organized movements with community to challenge GBV, HTP & discrimination															
Outcome level indicator 4	# of reported cases of GBV positively acted upon by law enforcement authority.															
Narrate the changes - <ul style="list-style-type: none"><li>• Describe what it is now and the situation before</li><li>• How is this change contributing to impact mentioned in critical pathways?</li><li>• How has this changes benefited</li></ul>	Not applicable															

<p>community, peoples particularly women and children (if any)</p> <ul style="list-style-type: none"><li>• Please also mention with critical reasoning what was not successful as anticipated</li><li>• How this change is achieved (process)? what are the roles of partners and AAB to achieve this change</li></ul>																
<b>Indicator wise disaggregated information (where applicable)</b>	Information of target and achievement						Participant								Cumulative information	
	Target	Achievement				Deviation	Child(0-14)		Youth (15-30)		Adult(31-64)		Senior 64+			
		Q1	Q2	Q3	Q4		Girl	Boy	Female	Male	Female	Male	Female	Male	Target	Achievement
# of reported cases of GBV positively acted upon by law enforcement authority with perpetrator held to account	1	0	0	0	0	0	0	0	0	0	0	0	0	0	0	4
<b>What is the source to verify the collected data/ information?</b>																
<b>How was this data collected?</b> <ul style="list-style-type: none"><li>• What methods are used to collect this data? (Census survey/ sampled survey)</li><li>• What tools are used to collect this data?</li><li>• Who are the respondents?</li><li>• How frequently the data is collection?</li></ul>	Not Applicable.															
<b>Outcome -5</b>	Poor people’s especially women, youth including persons with disability involved in alternative livelihood option along with CRSA that is more sustainable.															
<b>Outcome level indicator 1</b>	2000 people especially women, youth and persons with disability involved in IGA.															
<b>Narrate the changes -</b> <ul style="list-style-type: none"><li>• Describe what it is now and the situation before</li><li>• How is this change contributing to impact mentioned in critical pathways?</li></ul>	I n previously they are not involve in IGA After LRP intervention they are involved in various type of IGA. In this Quarter 65 families involve in IGA total 1978 families are involved in IGA. They are involved in Small business, agriculture, livestock, & others IGA. They added additional income in their family and also increased purchasing power. This change linked with increased food security due to women’s financial contribution. According to their view they are successful it is sustainable. In primary level they conduct problem analysis & priority and they also conduct the need assessment as per their capacity & contest .USS provide the technical support for IGA and AAB provide capital support															



<ul style="list-style-type: none"><li>How has this changes benefited community, peoples particularly women and children (if any)</li><li>How this change is achieved (process)? what are the roles of partners and AAB to achieve this change</li></ul>	to Reflection action groups .															
Indicator wise disaggregated information (where applicable)	Information of target and achievement						Participant								Cumulative information	
	Target	Achievement				Deviation	Child(0-14)		Youth (15-30)		Adult(31-64)		Senior 64+		Target	Achievement
		Q1	Q2	Q3	Q4		Girl	Boy	Female	Male	Female	Male	Female	Male		
Type of IGA	150	27	60	28	65	35			72	0	99	9	-	-	2500	1978
What is the source to verify the collected data/ information?	Participants list – Right register-															
How was this data collected? <ul style="list-style-type: none"><li>What methods are used to collect this data? (Census survey/ sampled survey)</li><li>What tools are used to collect this data?</li><li>Who are the respondents?</li><li>How frequently the data is collection?</li></ul>	<ul style="list-style-type: none"><li>➤ We used the methods the survey &amp; interview. Sometimes we are using PRA tools such as spiders diagram &amp; mood meter.</li><li>➤ We collected the information /data through FGD</li><li>➤ Programme participants were respondents to implementing this process.</li><li>➤ Data collation is continues process at first they collect the data &amp; write in their register book then they finalize its quarterly.</li></ul>															
Outcome -5	Poor people's especially women, youth including persons with disability involved in alternative livelihood option along with CRSA that is more sustainable.															
Outcome level indicator 2	# of farmers including women practicing and benefiting from CRSA.															
Narrate the changes - <ul style="list-style-type: none"><li>Describe what it is now and the situation before</li><li>How is this change contributing to impact mentioned in critical pathways?</li><li>How has this changes benefited community, peoples particularly women and children (if any)</li></ul>	In previously they are not practicing CRSA After LRP intervention they are involved & practicing CRSA through reflection action process. In this quarter 61 famines involve in CRSA cumulative 215. They are practices various types of compost soil & water management and crop diversification issue. They added additional production for low cost. This change linked with increased food security due to women's financial contribution. According to their view they are successful it is sustainable. In primary level they conduct problem analysis & priority and they also conduct the need assessment as per their capacity & contest .USS provide the technical support for CRSA and AAB provide capital support to Reflection action groups .															



<ul style="list-style-type: none"><li>• Please also mention with critical reasoning what was not successful as anticipated</li><li>• How this change is achieved (process)? what are the roles of partners and AAB to achieve this change</li></ul>																
Indicator wise disaggregated information (where applicable)	Information of target and achievement						Participant								Cumulative information	
	Target	Achievement				Deviation	Child(0-14)		Youth (15-30)		Adult(31-64)		Senior 64+		Target	Achievement
		Q1	Q2	Q3	Q4		Girl	Boy	Female	Male	Female	Male	Female	Male		
# women and SHFs benefiting from CRSA (Increase in production, land quality, quality of produce, reduce production cost)	80	15	34	20	61	11					44		86	-	200	215
What is the source to verify the collected data/ information?	Training register- Right register															
How was this data collected? <ul style="list-style-type: none"><li>• What methods are used to collect this data? (Census survey/ sampled survey)</li><li>• What tools are used to collect this data?</li><li>• Who are the respondents?</li><li>• How frequently the data is collection?</li></ul>	<ul style="list-style-type: none"><li>➤ We used the methods the survey &amp; interview. Sometimes we are using PRA tools such as spiders diagram &amp; mood meter.</li><li>➤ We collected the information /data through FGD</li><li>➤ Programme participants were respondents to implementing this process.</li><li>➤ Data collation is continues process at first they collect the data &amp; write in their register book then they finalize its quarterly.</li></ul>															
Outcome -6	Quality education has promoted considering PRS in govt. primary school that enhanced inclusiveness considering CWDs and children's performance & potentiality.															
Outcome level indicator 1	# of school made significance progress for 10 core education rights.															
Narrate the changes - <ul style="list-style-type: none"><li>• Describe what it is now and the situation before</li><li>• How is this change contributing to impact mentioned in critical pathways?</li><li>• How has this changes benefited community, peoples particularly</li></ul>	we are fully start our journey on PRS in 2015. In year quarter Chilahati Marcents Govt Primary school & ketkebari Govt Primary school organize the student council election successfully. The student council members are playing active role & they have been involved in decision making process. 5 government primary school are practicing on PRS and they know how to develop the teaching mechanism & implementing it properly. As a result 1600 students are benefited from this change. USS is playing facilitating role. AAB is playing strategic role to implementing this process.															

<p>women and children (if any)</p> <ul style="list-style-type: none"><li>• Please also mention with critical reasoning what was not successful as anticipated</li><li>• How this change is achieved (process)? what are the roles of partners and AAB to achieve this change</li></ul>																
<b>Indicator wise disaggregated information (where applicable)</b>	Information of target and achievement						Participant								Cumulative information	
	Target	Achievement				Deviation	Child(0-14)		Youth (15-30)		Adult(31-64)		Senior 64+			
		Q1	Q2	Q3	Q4		Girl	Boy	Female	Male	Female	Male	Female	Male	Target	Achievement
# of School made significant progress ineffective teaching & learning mechanism	5	0	0	5	5	0	0	0	0	0	0	0	0	0	5	5
# of school initiatives to implement self and non environment school	5	2	0	5	5										5	5
# of school formed of student council.	5	2	0												5	2
<b>What is the source to verify the collected data/ information?</b>	<b>Participant list – Report – Right register.</b>															
<b>How was this data collected?</b> <ul style="list-style-type: none"><li>• What methods are used to collect this data? (Census survey/ sampled survey)</li><li>• What tools are used to collect this data?</li><li>• Who are the respondents?</li><li>• How frequently the data is collection?</li></ul>	<ul style="list-style-type: none"><li>➤ We used the methods the survey &amp; interview. Sometimes we are using PRA tools such as spiders diagram &amp; mood meter.</li><li>➤ We collected the information /data through FGD</li><li>➤ Programme participants were respondents to implementing this process.</li><li>➤ Data collation is continues process at first they collect the data &amp; write in their register book then they finalize its quarterly.</li></ul>															
<b>Outcome -6</b>	Quality education has promoted considering PRS in govt. primary school that enhanced inclusiveness considering CWDs and children's performance & potentiality.															
<b>Outcome level indicator 2</b>	# of children especially girls and persons with disability who completed primary education and transfer to and continue secondary education.															
<b>Narrate the changes -</b> <ul style="list-style-type: none"><li>• Describe what it is now and the situation before</li><li>• How is this change contributing to impact mentioned in critical</li></ul>	<i>In this year 46 Students completed primary education cumulative 334 sponsor children completed the primary education &amp; they are admitted in secondary school &amp; they are continuing their education.Sponsor children are benefitted from this change. This change of communities within the catchment area of 5 schools secured their right to quality primary education) .USS provide the technical support for capacity building on PRS/ 10 core Rights and playing facilitation role AAB playing strategic role and also providing technical support SMC/PTA &amp; education community</i>															

pathways? <ul style="list-style-type: none"><li>How has this changes benefited community, peoples particularly women and children (if any)</li><li>Please also mention with critical reasoning what was not successful as anticipated</li><li>How this change is achieved (process)? what are the roles of partners and AAB to achieve this change</li></ul>	leaders.																																																											
<b>Indicator wise disaggregated information (where applicable)</b>	<table><tr><th colspan="5">Information of target and achievement</th><th colspan="8">Participant</th><th colspan="2">Cumulative information</th></tr><tr><th rowspan="2">Target</th><th colspan="4">Achievement</th><th rowspan="2">Deviation</th><th colspan="2">Child(0-14)</th><th colspan="2">Youth (15-30)</th><th colspan="2">Adult(31-64)</th><th colspan="2">Senior 64+</th><th rowspan="2">Target</th><th rowspan="2">Achievement</th></tr><tr><th>Q1</th><th>Q2</th><th>Q3</th><th>Q4</th><th>Girl</th><th>Boy</th><th>Female</th><th>Male</th><th>Female</th><th>Male</th><th>Female</th><th>Male</th></tr><tr><td># of children successfully completed primary education</td><td>46</td><td></td><td></td><td></td><td>46</td><td>23</td><td>23</td><td></td><td>-</td><td>-</td><td>-</td><td>-</td><td>-</td><td>400</td><td>334</td></tr></table>	Information of target and achievement					Participant								Cumulative information		Target	Achievement				Deviation	Child(0-14)		Youth (15-30)		Adult(31-64)		Senior 64+		Target	Achievement	Q1	Q2	Q3	Q4	Girl	Boy	Female	Male	Female	Male	Female	Male	# of children successfully completed primary education	46				46	23	23		-	-	-	-	-	400	334
Information of target and achievement					Participant								Cumulative information																																															
Target	Achievement				Deviation	Child(0-14)		Youth (15-30)		Adult(31-64)		Senior 64+		Target	Achievement																																													
	Q1	Q2	Q3	Q4		Girl	Boy	Female	Male	Female	Male	Female	Male																																															
# of children successfully completed primary education	46				46	23	23		-	-	-	-	-	400	334																																													
<b>What is the source to verify the collected data/ information?</b>	<b>Admission register, Sponsorship tracking format .</b>																																																											
<b>How was this data collected?</b> <ul style="list-style-type: none"><li>What methods are used to collect this data? (Census survey/ sampled survey)</li><li>What tools are used to collect this data?</li><li>Who are the respondents?</li><li>How frequently the data is collection?</li></ul>	<ul style="list-style-type: none"><li>➤ We used the methods the survey &amp; interview. Sometimes we are using PRA tools such as spiders diagram &amp; mood meter.</li><li>➤ We collected the information /data through FGD</li><li>➤ Programme participants were respondents to implementing this process.</li><li>➤ Data collation is continues process at first they collect the data &amp; write in their register book then they finalize its quarterly.</li></ul>																																																											
<b>Outcome -6</b>	Quality education has promoted considering PRS in govt. primary school that enhanced inclusiveness considering CWDs and children's performance & potentiality.																																																											
<b>Outcome level indicator 3</b>	# of sponsored children selected as member of student council and participated in appropriate decision making mechanism in school by 2017.																																																											
<b>Narrate the changes -</b> <ul style="list-style-type: none"><li>Describe what it is now and the situation before</li><li>How is this change contributing to</li></ul>	<i>In this year 5 sponsor children are elected as student council members cumulative 26 sponsor children elected as student council member in 5 primary schools. Sponsor children are benefitted from this change. This change of communities within the catchment area of 5 schools secured their right to quality primary education) .USS provide the technical support for capacity building on PRS/ 10 core Rights and playing facilitation role AAB playing strategic role and also providing technical support to student council election process &amp; education community leaders.</i>																																																											

<p>impact mentioned in critical pathways?</p> <ul style="list-style-type: none"> <li>How has this changes benefited community, peoples particularly women and children (if any)</li> <li>How this change is achieved (process)? what are the roles of partners and AAB to achieve this change</li> </ul>															
Indicator wise disaggregated information (where applicable)	Information of target and achievement					Participant								Cumulative information	
	Target	Achievement				Deviation		Child(0-14)		Youth (15-30)		Adult(31-64)		Senior 64+	
		Q1	Q2	Q3	Q4			Girl	Boy	Female	Male	Female	Male	Female	Male
# of sponsored children selected as member of student council and participated in appropriate decision making mechanism in school	10	0	5					2	3	-	-	-	-	-	-
<b>What is the source to verify the collected data/ information?</b>	Election result sheet , Right register .														
<b>How was this data collected?</b>															
<ul style="list-style-type: none"> <li>What methods are used to collect this data? (Census survey/ sampled survey)</li> <li>What tools are used to collect this data?</li> <li>Who are the respondents?</li> <li>How frequently the data is collection?</li> </ul>	<ul style="list-style-type: none"> <li>➤ We used the methods the survey &amp; interview.</li> <li>➤ We collected the information /data through FGD</li> <li>➤ Programme participants were respondents to implementing this process.</li> <li>➤ Data collation is continues process at first they collect the data &amp; write in their register book then they finalize its quarterly.</li> </ul>														

## 5.3 intermediate outcome level changes

### 5.3.1 Intermediate Outcome level change

<b>Intermediate outcome 1</b>	Marginalized community have knowledge & critical aware on their rights and entitlement on land and organized to claim right over land.
<b>Intermediate outcome indicator 1</b>	# of people have knowledge and aware on their rights over land & natural resources.
<b>Narrate the changes -</b> <ul style="list-style-type: none"> <li>Describe what it is now and the situation before</li> </ul>	Most of them are aware on land rights issue through reflection action process & In this quarter 30 women are aware on Khas land issue in this year total 60 women are aware on land rights issue. They are able to continuing the advocacy on land rights issue as a result 30 women are applied to Upazila land office for Khas land. Women are

<ul style="list-style-type: none"><li>How is this change contributing to outcome(s) mentioned in critical pathways?</li><li>How has this changes benefited community, peoples particularly women and children (if any)</li><li>Please also mention with critical reasoning what was not successful as anticipated</li><li>How this change is achieved (process)? What are the roles of partners and AAB to achieve this change?</li></ul>	<i>benefited from this change &amp; they will be united &amp; take collective action &amp; they are providing support as community advocate on land rights issue. 50 families are aware on forest land &amp; they are trying to access it. This change linked with Poor people's especially women, children and youth including persons with disability access to public resources &amp; services enhanced USS provided technical support and playing facilitation role AAB playing strategic role and also providing technical support to programme participants.</i>															
Indicator wise disaggregated information (where applicable)	Information of target and achievement						Participant								Cumulative information	
	Target	Achievement				Deviation	Child(0-14)		Youth (15-30)		Adult(31-64)		Senior 64+			
		Q1	Q2	Q3	Q4		Girl	Boy	Female	Male	Female	Male	Female	Male	Target	Achievement
# of people specially women are aware on their rights on land.	60	0	0	30	30	-			45		15	-	-	-	60	60
# of people applied for khas land.	30	30	0	0					15		15				30	30
# of people specially women are aware on their rights on water / forest land.	30				30				30	20					50	50
What is the source to verify the collected data/ information?	Participants list- Khas land Application- Regulation & report.															
How was this data collected? <ul style="list-style-type: none"><li>What methods are used to collect this data? (Census survey/ sampled survey)</li><li>What tools are used to collect this data?</li><li>Who are the respondents?</li><li>How frequently the data is collection?</li></ul>	<ul style="list-style-type: none"><li>➤ We used the methods the survey &amp; interview. Sometimes we are using PRA tools such as spiders diagram &amp; mood meter.</li><li>➤ We collected the information /data through FGD</li><li>➤ Programme participants were respondents to implementing this process.</li><li>➤ Data collation is continues process at first they collect the data &amp; write in their register book then they finalize its quarterly.</li></ul>															
Intermediate outcome 1	Marginalized community have knowledge & critical aware on their rights and entitlement on land and organized to claim right over land.															
Intermediate outcome indicator 2	# of people organization have been formed & organized to claim their right and entitlement to land.															

<b>Narrate the changes -</b> <ul style="list-style-type: none"><li>Describe what it is now and the situation before</li><li>How is this change contributing to outcome(s) mentioned in critical pathways?</li><li>How has this changes benefited community, peoples particularly women and children (if any)</li><li>Please also mention with critical reasoning what was not successful as anticipated</li><li>How this change is achieved (process)? What are the roles of partners and AAB to achieve this change?</li></ul>	<i>Now 3 people organization are existing here. One is vogdaburi union &amp; 2 is gomnati union . They organized with them and they have been taken various types initiatives jointly. 177 participants are man &amp; 10 women organization are formed 250 women listed members of this group. They have good understanding on regarding this issue. Women are benefited from this change. USS provide the technical support and playing facilitation role AAB playing strategic role and also providing technical support to programme participants.</i>															
<b>Indicator wise disaggregated information (where applicable)</b>	Information of target and achievement					Participant								Cumulative information		
	Target	Achievement				Deviation	Child(0-14)		Youth (15-30)		Adult(31-64)		Senior 64+		Target	Achievement
		Q1	Q2	Q3	Q4		Girl	Boy	Female	Male	Female	Male	Female	Male		
#of People organization formed to claim their right to land.	3	0	0	3	-								-	-	3	3
# of women group organization formed and claim on land.	5														10	10
<b>What is the source to verify the collected data/ information?</b>	<b>Regulation – Report- Right register-</b>															
<b>How was this data collected?</b> <ul style="list-style-type: none"><li>What methods are used to collect this data? (Census survey/ sampled survey)</li><li>What tools are used to collect this data?</li><li>Who are the respondents?</li><li>How frequently the data is collection?</li></ul>	<ul style="list-style-type: none"><li>➤ We used the methods the survey &amp; interview. Sometimes we are using PRA tools such as spiders diagram &amp; mood meter.</li><li>➤ We collected the information /data through FGD</li><li>➤ Programme participants were respondents to implementing this process.</li><li>➤ Data collation is continues process at first they collect the data &amp; write in their register book then they finalize its quarterly.</li></ul>															
<b>Intermediate outcome 1</b>	Marginalized community have knowledge & critical aware on their rights and entitlement on land and organized to claim right over land.															



[illegible]



[illegible]

<ul style="list-style-type: none"> <li>Who are the respondents?</li> <li>How frequently the data is collection?</li> </ul>	<i>finalize its quarterly.</i>
--	--------------------------------

## ❖ Case study where applicable

## 5.3.2 Intermediate outcome level change

Intermediate outcome. 2	POs especially women, youth and PWDs groups formed and organized with enhanced knowledge and analytical skill on rights especially GRPS, GBV, HTP and discrimination															
Intermediate outcome indicator 3	# of women, girls and youth who have increased skills and knowledge on rights including health right, SRHR, HTP, GBV and discrimination against W&G, fair tax collection and distribution.															
<b>Narrate the changes -</b> <ul style="list-style-type: none"><li>Describe what it is now and the situation before</li><li>How is this change contributing to outcome(s) mentioned in critical pathways?</li><li>How has this changes benefited community, peoples particularly women and children (if any)</li><li>Please also mention with critical reasoning what was not successful as anticipated</li><li>How this change is achieved (process)? What are the roles of partners and AAB to achieve this change?</li></ul>	<i>In previously they are not able to know the understanding this issue. After LRP intervention increased the analytical skill of causes on the causes of violence and harmful traditional practices and knows about the issues of fair tax collection and distribution. In this quarter 45 cumulative 330 women. Total 330 women continuing the advocacy for women empowerment. Women are benefited from this change &amp; they will be united &amp; take collective action. This change linked Women, girls, and youth including persons with disability have capacity and leadership developed to the extent that the culture of silence is broken and challenging against gender based violence, discrimination and harmful traditional practices and getting support from law and enforcing authority.USS provides the technical support and playing facilitation role . AAB playing strategic role and also providing technical support to programme participants.</i>															
Indicator wise disaggregated information (where applicable)	Information of target and achievement						Participant								Cumulative information	
	Target	Achievement				Deviation	Child(0-14)		Youth (15-30)		Adult(31-64)		Senior 64+		Target	Achievement
		Q1	Q2	Q3	Q4		Girl	Boy	Female	Male	Female	Male	Female	Male		
# of women and girls can identify and analyze the causes of violence and harmful traditional practices and know about the issues of fair tax collection and distribution	120	36	33	30	45	-	-	-	86		58		-	-	300	330

<b>Insert data need</b>																		
<b>What is the source to verify the collected data/ information?</b>	<b>Right register – Regulation.</b>																	
<b>How was this data collected?</b> <ul style="list-style-type: none"> <li>• What methods are used to collect this data? (Census survey/ sampled survey)</li> <li>• What tools are used to collect this data?</li> <li>• Who are the respondents?</li> <li>• How frequently the data is collection?</li> </ul>	<ul style="list-style-type: none"> <li>➤ We used the methods the survey &amp; interview. Sometimes we are using PRA tools such as spiders diagram &amp; mood meter.</li> <li>➤ We collected the information /data through FGD</li> <li>➤ Programme participants were respondents to implementing this process.</li> <li>➤ Data collation is continues process at first they collect the data &amp; write in their register book then they finalize its quarterly.</li> </ul>																	
❖ Case study where applicable																		
<b>Intermediate outcome. 3</b>	People's organizations are strengthened with enhanced skill and knowledge on management that leading towards sustainability and community development..																	
<b>Intermediate outcome indicator 1</b>	# Of members who have improved skills and knowledge on organizational management & sustainability.																	
<b>Narrate the changes -</b> <ul style="list-style-type: none"> <li>• Describe what it is now and the situation before</li> <li>• How is this change contributing to outcome(s) mentioned in critical pathways?</li> <li>• How has this changes benefited community, peoples particularly women and children (if any)</li> <li>• Please also mention with critical reasoning what was not successful as anticipated</li> <li>• How this change is achieved (process)? What are the roles of partners and AAB to achieve this</li> </ul>	<i>In previously they are not able to operate the people organization. After engagement of USS intervention they are organized through reflection action group. In this quarter Total 56 women have skills and knowledge on organizational management capacity &amp; cumulative 393. This change linked with Women, girls, and youth including persons with disability have capacity and leadership developed to the extent that the culture of silence is broken and challenging against gender based violence, discrimination and harmful traditional practices and getting support from law and enforcing authority. Women are benefited from this change &amp; they will be united &amp; take collective action. USS provides the technical support and playing facilitation role AAB playing strategic role and also providing technical support to programme participants.</i>																	

change?																
Indicator wise disaggregated information (where applicable)	Information of target and achievement						Participant								Cumulative information	
	Target	Achievement				Deviation	Child(0-14)		Youth (15-30)		Adult(31-64)		Senior 64+		Target	Achievement
		Q1	Q2	Q3	Q4		Girl	Boy	Female	Male	Female	Male	Female	Male		
# of member with efficient management capacity	60	0	32	17	56	0	0	0	46	0	59	0	0	0	300	393
What is the source to verify the collected data/ information?	Right register- Participants list.															
How was this data collected? <ul style="list-style-type: none"><li>What methods are used to collect this data? (Census survey/ sampled survey)</li><li>What tools are used to collect this data?</li><li>Who are the respondents?</li><li>How frequently the data is collection?</li></ul>	<ul style="list-style-type: none"><li>➤ We used the methods the survey &amp; interview. Sometimes we are using PRA tools such as spiders diagram &amp; mood meter.</li><li>➤ We collected the information /data through FGD</li><li>➤ Programme participants were respondents to implementing this process.</li><li>➤ Data collation is continues process at first they collect the data &amp; write in their register book then they finalize its quarterly.</li></ul>															
Intermediate outcome. 3	People's organizations are strengthened with enhanced skill and knowledge on management that leading towards sustainability and community development..															
Intermediate outcome indicator 2	# of people organizations continued their regular activities as per guideline and constitutions.															
Narrate the changes - <ul style="list-style-type: none"><li>Describe what it is now and the situation before</li><li>How is this change contributing to outcome(s) mentioned in critical pathways?</li><li>How has this changes benefited community, peoples particularly women and children (if any)</li><li>Please also mention with critical reasoning what was not successful as anticipated</li><li>How this change is achieved</li></ul>	<p><i>In this year 12 people organization have guideline &amp; constitution &amp; they playing active role for their developments.. This change linked with Women, girls, and youth including persons with disability have capacity and leadership developed to the extent that the culture of silence is broken and challenging against gender based violence, discrimination and harmful traditional practices and getting support from law and enforcing authority. Women are benefited from this change &amp; they will be united &amp; take collective action. USS provides the technical support and playing facilitation role AAB playing strategic role and also providing technical support to programme participants.</i></p>															

(process)? What are the roles of partners and AAB to achieve this change?																
Indicator wise disaggregated information (where applicable)	Information of target and achievement						Participant								Cumulative information	
	Target	Achievement				Deviation	Child(0-14)		Youth (15-30)		Adult(31-64)		Senior 64+		Target	Achievement
		Q1	Q2	Q3	Q4		Girl	Boy	Female	Male	Female	Male	Female	Male		
# of people organizations have guideline and constitution	12	12	12	12	12	0	0	0	0	0	0	0	0	0	12	12
What is the source to verify the collected data/ information?																
<b>How was this data collected?</b> <ul style="list-style-type: none"> <li>What methods are used to collect this data? (Census survey/ sampled survey)</li> <li>What tools are used to collect this data?</li> <li>Who are the respondents?</li> <li>How frequently the data is collection?</li> </ul>	<p>➤ We used the methods the survey &amp; interview. Sometimes we are using PRA tools such as spiders diagram &amp; mood meter.</p> <p>➤ We collected the information /data through FGD</p> <p>➤ Programme participants were respondents to implementing this process.</p> <p>➤ Data collation is continues process at first they collect the data &amp; write in their register book then they finalize its quarterly.</p>															
<b>Intermediate outcome. 3</b>	People's organizations are strengthened with enhanced skill and knowledge on management that leading towards sustainability and community development..															
<b>Intermediate outcome indicator 3</b>	No of CBOs received GO registration.															
<b>Narrate the changes -</b> <ul style="list-style-type: none"> <li>Describe what it is now and the situation before</li> <li>How is this change contributing to outcome(s) mentioned in critical pathways?</li> <li>How has this changes benefited community, peoples particularly women and children (if any)</li> <li>Please also mention with critical reasoning what was not successful as</li> </ul>	<p>In this year 5 people organization have gotten registration from women affaire department – Nilphamari. Now they have legal entity guideline &amp; constitution &amp; they playing active role for their developments.. This change linked with # of Peoples' organization together with LGI monitor and shared status of quality health &amp; public services, unfair revenue collection and distribution. Women are benefited from this change &amp; they will be united &amp; take collective action. USS provides the technical support and playing facilitation role AAB playing strategic role and also providing technical support to programme participants</p>															

anticipated																
<ul style="list-style-type: none"><li>How this change is achieved (process)? What are the roles of partners and AAB to achieve this change?</li></ul>																
Indicator wise disaggregated information (where applicable)	Information of target and achievement						Participant								Cumulative information	
	Target	Achievement				Deviation	Child(0-14)		Youth (15-30)		Adult(31-64)		Senior 64+		Target	Achievement
		Q1	Q2	Q3	Q4		Girl	Boy	Female	Male	Female	Male	Female	Male		
No of CBOs received GO registration.	5	0	0	3	2	0									5	5
What is the source to verify the collected data/ information?	Registration certificate -															
How was this data collected? <ul style="list-style-type: none"><li>What methods are used to collect this data? (Census survey/ sampled survey)</li><li>What tools are used to collect this data?</li><li>Who are the respondents?</li><li>How frequently the data is collection?</li></ul>	<ul style="list-style-type: none"><li>We used the methods the survey &amp; interview. Sometimes we are using PRA tools such as spiders diagram &amp; mood meter.</li><li>We collected the information /data through FGD</li><li>Programme participants were respondents to implementing this process.</li><li>Data collation is continues process at first they collect the data &amp; write in their register book then they finalize its quarterly.</li></ul>															
Intermediate outcome. 4	Increase capacity of CSO, CBO and LGI around tax revenue collection, budget tracking, and exercise R2I that help to actively monitor the status of public services, unfair tax generation and budget allocation and distribution															
Intermediate outcome indicator 1	Evidence of information requests related to public service provisions including plan, budget allocation, expenditure, etc.															
Narrate the changes - <ul style="list-style-type: none"><li>Describe what it is now and the situation before</li><li>How is this change contributing to outcome(s) mentioned in critical pathways?</li><li>How has this changes benefited community, peoples particularly</li></ul>	We published the book of Upazila porjay sarkary seba sumoha which is distributed among the all RAG . This is helpful to the programme participants including community people. Protiva Loko Kendra –Bamunia applied to Bamunia union parisad for allocation for ration cards & others facilities . RAG member are trying to getting the information through RTI & they are able to know the different information from government office. This is linked of people living in poverty received quality public services. Poor people are benefited from this change. USS provides the technical support and playing facilitation role AAB playing strategic role and also providing technical support to programme participants.															



<p>women and children (if any)</p> <ul style="list-style-type: none"><li>• Please also mention with critical reasoning what was not successful as anticipated</li><li>• How this change is achieved (process)? What are the roles of partners and AAB to achieve this change?</li></ul>																
<b>Indicator wise disaggregated information (where applicable)</b>	Information of target and achievement						Participant								Cumulative information	
	Target	Achievement				Deviation	Child(0-14)		Youth (15-30)		Adult(31-64)		Senior 64+		Target	Achievement
		Q1	Q2	Q3	Q4		Girl	Boy	Female	Male	Female	Male	Female	Male		
# of information request related to health, education, social protection, extension, WaSH, etc by individual/groups.	5	0	0	1	4	0	0	0	0	0	0	0	0	0	5	5
<b>What is the source to verify the collected data/ information?</b>	<b>Various types of publication &amp; Right register.</b>															
<b>How was this data collected?</b> <ul style="list-style-type: none"><li>• What methods are used to collect this data? (Census survey/ sampled survey)</li><li>• What tools are used to collect this data?</li><li>• Who are the respondents?</li><li>• How frequently the data is collection?</li></ul>	<ul style="list-style-type: none"><li>➤ We used the methods the survey &amp; interview. Sometimes we are using PRA tools such as spiders diagram &amp; mood meter.</li><li>➤ We collected the information /data through FGD</li><li>➤ Programme participants were respondents to implementing this process.</li><li>➤ Data collation is continues process at first they collect the data &amp; write in their register book then they finalize its quarterly.</li></ul>															
<b>Intermediate outcome. 4</b>	Increase capacity of CSO, CBO and LGI around tax revenue collection, budget tracking, and exercise R2I that help to actively monitor the status of public services, unfair tax generation and budget allocation and distribution															
<b>Intermediate outcome indicator 2</b>	# of Peoples' organization together with LGI monitor and shared status of quality health & public services, unfair revenue collection and distribution.															
<b>Narrate the changes -</b> <ul style="list-style-type: none"><li>• Describe what it is now and the situation before</li><li>• How is this change contributing to outcome(s) mentioned in critical pathways?</li></ul>	<i>In previously people living in poverty they are not aware on tax &amp; budget on local &amp; national government. After engagement of LRP intervention they are aware on this issue through reflection action process. In this year 12 people organization conduct session on tax and budget through reflection action process and they have minimum skill &amp; knowledge on tax &amp; budget for community development. Gomnati &amp; Bamunia union paradis introduced the fair tax collection &amp; distribution for community people. In this quarter Bamunia</i>															



<ul style="list-style-type: none"><li>How has this changes benefited community, peoples particularly women and children (if any)</li><li>Please also mention with critical reasoning what was not successful as anticipated</li><li>How this change is achieved (process)? What are the roles of partners and AAB to achieve this change?</li></ul>	union praised shared their tax assessment report to the community people This change linked with Poor people’s especially women, children and youth including persons with disability access to public resources & services enhanced. <i>Women are benefited from this change &amp; they will be united &amp; take collective action. USS provides the technical support and playing facilitation role AAB playing strategic role and also providing technical support to programme participants.</i>															
Indicator wise disaggregated information (where applicable)	Information of target and achievement						Participant								Cumulative information	
	Target	Achievement				Deviation	Child(0-14)		Youth (15-30)		Adult(31-64)		Senior 64+		Target	Achievement
		Q1	Q2	Q3	Q4		Girl	Boy	Female	Male	Female	Male	Female	Male		
# of monitoring reports on unfair tax revenue generation produced and disseminated																
# of peoples' organization enhanced capacity on Tax and Budget tracking	12	0	12	12	12										12	12
# of LGIs with enhanced capacity on fair tax collection and Budget tracking	02	0	01	0	1										02	02
What is the source to verify the collected data/ information?	Tax assessment documents – Report & right register.															
How was this data collected? <ul style="list-style-type: none"><li>What methods are used to collect this data? (Census survey/ sampled survey)</li><li>What tools are used to collect this data?</li><li>Who are the respondents?</li><li>How frequently the data is collection?</li></ul>	<ul style="list-style-type: none"><li>➤ We used the methods the survey &amp; interview. Sometimes we are using PRA tools such as spiders diagram &amp; mood meter.</li><li>➤ We collected the information /data through FGD</li><li>➤ Programme participants were respondents to implementing this process.</li><li>➤ Data collation is continues process at first they collect the data &amp; write in their register book then they finalize its quarterly</li></ul>															
Intermediate outcome. 5	Local level platform formed and strengthened and organized movement on different issues at local level (Land rights, quality services, tax collection & fair distribution)															

Intermediate outcome indicator 1	# of local level platform formed and strengthened.																																																												
<b>Narrate the changes -</b> <ul style="list-style-type: none"><li>Describe what it is now and the situation before</li><li>How is this change contributing to outcome(s) mentioned in critical pathways?</li><li>How has this changes benefited community, peoples particularly women and children (if any)</li><li>Please also mention with critical reasoning what was not successful as anticipated</li><li>How this change is achieved (process)? What are the roles of partners and AAB to achieve this change?</li></ul>	<i>In this year we formed the platform with NJK (Narri Jogagok Kendra) in Nilphamari and Loko Kendra forum jointly taken various type of action with them In this quarter they organize the Loko Kendra convention jointly Local MP and others service providing institute representative are present there . This result linked with women empowerment and especially victim women are benefitted from this platform. USS provides the technical support and playing facilitation role .AAB playing strategic role and also providing technical support to programme participants &amp; staffs.</i>																																																												
<b>Indicator wise disaggregated information (where applicable)</b>	<table><tr><th colspan="6">Information of target and achievement</th><th colspan="8">Participant</th><th colspan="2">Cumulative information</th></tr><tr><th rowspan="2">Target</th><th colspan="4">Achievement</th><th rowspan="2">Deviation</th><th colspan="2">Child(0-14)</th><th colspan="2">Youth (15-30)</th><th colspan="2">Adult(31-64)</th><th colspan="2">Senior 64+</th><th rowspan="2">Target</th><th rowspan="2">Achievement</th></tr><tr><th>Q1</th><th>Q2</th><th>Q3</th><th>Q4</th><th>Girl</th><th>Boy</th><th>Female</th><th>Male</th><th>Female</th><th>Male</th><th>Female</th><th>Male</th></tr><tr><td># of local platform performing/functioning</td><td>2</td><td>0</td><td>2</td><td>-</td><td>1</td><td>-</td><td></td><td></td><td></td><td></td><td></td><td></td><td></td><td>3</td><td>1</td></tr></table>	Information of target and achievement						Participant								Cumulative information		Target	Achievement				Deviation	Child(0-14)		Youth (15-30)		Adult(31-64)		Senior 64+		Target	Achievement	Q1	Q2	Q3	Q4	Girl	Boy	Female	Male	Female	Male	Female	Male	# of local platform performing/functioning	2	0	2	-	1	-								3	1
Information of target and achievement						Participant								Cumulative information																																															
Target	Achievement				Deviation	Child(0-14)		Youth (15-30)		Adult(31-64)		Senior 64+		Target	Achievement																																														
	Q1	Q2	Q3	Q4		Girl	Boy	Female	Male	Female	Male	Female	Male																																																
# of local platform performing/functioning	2	0	2	-	1	-								3	1																																														
<b>What is the source to verify the collected data/ information?</b>	<b>Report – newspapers &amp; Right register.</b>																																																												
<b>How was this data collected?</b> <ul style="list-style-type: none"><li>What methods are used to collect this data? (Census survey/ sampled survey)</li><li>What tools are used to collect this data?</li><li>Who are the respondents?</li><li>How frequently the data is collection?</li></ul>	<ul style="list-style-type: none"><li>➤ We used the methods the survey &amp; interview. Sometimes we are using PRA tools such as spiders diagram &amp; mood meter.</li><li>➤ We collected the information /data through FGD</li><li>➤ Programme participants were respondents to implementing this process.</li><li>➤ Data collation is continues process at first they collect the data &amp; write in their register book then they finalize its quarterly.</li></ul>																																																												
<b>Intermediate outcome. 5</b>	Local level platform formed and strengthened and organized movement on different issues at local level (Land rights, quality services, tax collection & fair distribution)																																																												
<b>Intermediate outcome indicator 2</b>	# of movement initiated considering the above issues. (Land rights, quality services, tax collection & fair distribution)																																																												

<b>Narrate the changes -</b> <ul style="list-style-type: none"><li>Describe what it is now and the situation before</li><li>How is this change contributing to outcome(s) mentioned in critical pathways?</li><li>How has this changes benefited community, peoples particularly women and children (if any)</li><li>Please also mention with critical reasoning what was not successful as anticipated</li><li>How this change is achieved (process)? What are the roles of partners and AAB to achieve this change?</li></ul>	<i>In this year 4 movements are running. In this year our Loko Kendra members organized the movement of misses management of community clinic in Vogdaburi union &amp; Forest land grabbed by forest department. This result linked with women empowerment and especially victim women are benefitted from this platform. USS provides the technical support and playing facilitation role .AAB playing strategic role and also providing technical support to programme participants &amp; staffs.</i>															
<b>Indicator wise disaggregated information (where applicable)</b>	<b>Information of target and achievement</b>						<b>Participant</b>								<b>Cumulative information</b>	
	Target	Achievement				Deviation	Child(0-14)		Youth (15-30)		Adult(31-64)		Senior 64+		Target	Achievement
		Q1	Q2	Q3	Q4		Girl	Boy	Female	Male	Female	Male	Female	Male		
Movement focus on # of issues like land, quality service	2	0	-	1	1	-									4	4
<b>What is the source to verify the collected data/ information?</b>	<b>Right register . news papers &amp; meeting regulation.</b>															
<b>How was this data collected?</b> <ul style="list-style-type: none"><li>What methods are used to collect this data? (Census survey/ sampled survey)</li><li>What tools are used to collect this data?</li><li>Who are the respondents?</li><li>How frequently the data is collection?</li></ul>	<ul style="list-style-type: none"><li>➤ <i>We used the methods the survey &amp; interview. Sometimes we are using PRA tools such as spiders diagram &amp; mood meter.</i></li><li>➤ <i>We collected the information /data through FGD</i></li><li>➤ <i>Programme participants were respondents to implementing this process.</i></li><li>➤ <i>Data collation is continues process at first they collect the data &amp; write in their register book then they finalize its quarterly.</i></li></ul>															
<b>Intermediate outcome. 6</b>	Strong linkages created with national level coalitions/networks and advocate for progressive tax reform, fair corporate tax practices, DBM, R2F, women as farmers, PRS, Violence act.															
<b>Intermediate outcome indicator 1</b>	Evidence of active involvement with national level platform/coalition/ network.															

<b>Narrate the changes -</b> <ul style="list-style-type: none"><li>Describe what it is now and the situation before</li><li>How is this change contributing to outcome(s) mentioned in critical pathways?</li><li>How has this changes benefited community, peoples particularly women and children (if any)</li><li>Please also mention with critical reasoning what was not successful as anticipated</li><li>How this change is achieved (process)? What are the roles of partners and AAB to achieve this change?</li></ul>	<i>In this year we have 2 advocacy initiatives which are participatory plans &amp; budget at union level and strengthening DVM. DVM members have been taken initiatives for budget decentralization. These result linked Local governments are more responsible to providing thir services. USS provides the technical support and playing facilitation role .AAB playing strategic role and also providing technical support to programme participants &amp; staffs.</i>															
<b>Indicator wise disaggregated information (where applicable)</b>	Information of target and achievement						Participant								Cumulative information	
	Target	Achievement				Deviation	Child(0-14)		Youth (15-30)		Adult(31-64)		Senior 64+		Target	Achievement
		Q1	Q2	Q3	Q4		Girl	Boy	Female	Male	Female	Male	Female	Male		
# of advocacy initiatives carried out by the coalitions/networks for democratization of budgetery process and equal distribution of revenue.	0	0	0	0	0	0	0	0	0	0	0	0	0	0	2	2
<b>What is the source to verify the collected data/ information?</b>	<b>Right register,News papers &amp; meeting regulation.</b>															
<b>How was this data collected?</b> <ul style="list-style-type: none"><li>What methods are used to collect this data? (Census survey/ sampled survey)</li><li>What tools are used to collect this data?</li><li>Who are the respondents?</li><li>How frequently the data is collection?</li></ul>	<ul style="list-style-type: none"><li>➤ We used the methods the survey &amp; interview. Sometimes we are using PRA tools such as spiders diagram &amp; mood meter.</li><li>➤ We collected the information /data through FGD</li><li>➤ Programme participants were respondents to implementing this process.</li><li>➤ Data collation is continues process at first they collect the data &amp; write in their register book then they finalize its quarterly.</li></ul>															
<b>Intermediate outcome. 6</b>	Strong linkages created with national level coalitions/networks and advocate for progressive tax reform, fair corporate tax practices, DBM, R2F, women as farmers, PRS, Violence act.															

Intermediate outcome indicator 2	# of groups/peoples organizations involved in solidarity support with each specific movement.																																																													
<p><b>Narrate the changes -</b></p> <ul style="list-style-type: none"><li>Describe what it is now and the situation before</li><li>How is this change contributing to outcome(s) mentioned in critical pathways?</li><li>How has this changes benefited community, peoples particularly women and children (if any)</li><li>Please also mention with critical reasoning what was not successful as anticipated</li><li>How this change is achieved (process)? What are the roles of partners and AAB to achieve this change?</li></ul>	<p><i>In this year ALRD. BLAST. Nijara kori. Transparency international of Bangladesh (TIB) Action Aid Bangadeh (AAB) AOSK have providing solidarity support to the landless people through legal &amp; technical support . This year ALRD provided solidarity support for legal support for victim. This change linked with# of people living in poverty received quality public services, Khas land . The landless people will be benefitted in future. . USS provides the technical support and playing facilitation role .AAB playing coordinating role and also providing technical support to programme participants &amp; staffs.</i></p>																																																													
Indicator wise disaggregated information (where applicable)	<table><tr><th colspan="6">Information of target and achievement</th><th colspan="8">Participant</th><th colspan="2">Cumulative information</th></tr><tr><th rowspan="2">Target</th><th colspan="4">Achievement</th><th rowspan="2">Deviation</th><th colspan="2">Child(0-14)</th><th colspan="2">Youth (15-30)</th><th colspan="2">Adult(31-64)</th><th colspan="2">Senior 64+</th><th rowspan="2">Target</th><th rowspan="2">Achievement</th></tr><tr><th>Q1</th><th>Q2</th><th>Q3</th><th>Q4</th><th>Girl</th><th>Boy</th><th>Female</th><th>Male</th><th>Female</th><th>Male</th><th>Female</th><th>Male</th></tr><tr><td>Name of the group/organization involved in solidarity support</td><td>5</td><td>0</td><td>0</td><td>1</td><td>5</td><td>0</td><td>0</td><td>0</td><td>0</td><td>0</td><td>0</td><td>0</td><td>0</td><td>0</td><td>5</td><td>5</td></tr></table>	Information of target and achievement						Participant								Cumulative information		Target	Achievement				Deviation	Child(0-14)		Youth (15-30)		Adult(31-64)		Senior 64+		Target	Achievement	Q1	Q2	Q3	Q4	Girl	Boy	Female	Male	Female	Male	Female	Male	Name of the group/organization involved in solidarity support	5	0	0	1	5	0	0	0	0	0	0	0	0	0	5	5
Information of target and achievement						Participant								Cumulative information																																																
Target	Achievement				Deviation	Child(0-14)		Youth (15-30)		Adult(31-64)		Senior 64+		Target	Achievement																																															
	Q1	Q2	Q3	Q4		Girl	Boy	Female	Male	Female	Male	Female	Male																																																	
Name of the group/organization involved in solidarity support	5	0	0	1	5	0	0	0	0	0	0	0	0	0	5	5																																														
What is the source to verify the collected data/ information?	Right register. News papers & meeting regulation.																																																													
<p><b>How was this data collected?</b></p> <ul style="list-style-type: none"><li>What methods are used to collect this data? (Census survey/ sampled survey)</li><li>What tools are used to collect this data?</li><li>Who are the respondents?</li><li>How frequently the data is collection?</li></ul>	<ul style="list-style-type: none"><li>➤ We used the methods the survey &amp; interview. Sometimes we are using PRA tools such as spiders diagram &amp; mood meter.</li><li>➤ We collected the information /data through FGD</li><li>➤ Programme participants were respondents to implementing this process.</li><li>➤ Data collation is continues process at first they collect the data &amp; write in their register book then they finalize its quarterly.</li><li>➤</li></ul>																																																													
Intermediate outcome. 7	Loko Kendra/forum (SVAW team) strengthened with enhanced linkages with legal service providing organization and protesting any form of violence against women, girls and persons with disability.																																																													

Intermediate outcome indicator 1	# of collective action taken by SVAW( Loko Kendra forum) to stop any form of violence against women in community															
<b>Narrate the changes -</b> <ul style="list-style-type: none"><li>Describe what it is now and the situation before</li><li>How is this change contributing to outcome(s) mentioned in critical pathways?</li><li>How has this changes benefited community, peoples particularly women and children (if any)</li><li>Please also mention with critical reasoning what was not successful as anticipated</li><li>How this change is achieved (process)? What are the roles of partners and AAB to achieve this change?</li></ul>	<i>In previous Loko Kendra had taken collective action against stop violence in this year 42 Evidence of taking action against VAW. Most of the cases are domestic violence &amp; Stop Child marriage. This change contributing in women empowerment &amp; women are benefitted for this change. . USS provides the technical support and playing facilitation role .AAB playing coordinating role and also providing technical support to programme participants &amp; staff.</i>															
Indicator wise disaggregated information (where applicable)	Information of target and achievement						Participant								Cumulative information	
	Target	Achievement				Deviation	Child(0-14)		Youth (15-30)		Adult(31-64)		Senior 64+		Target	Achievement
		Q1	Q2	Q3	Q4		Girl	Boy	Female	Male	Female	Male	Female	Male		
Evidence of taking action against VAW	-	0	0	-	-	-									50	42
What is the source to verify the collected data/ information?	Right register- Report – Participants list.															
<b>How was this data collected?</b> <ul style="list-style-type: none"><li>What methods are used to collect this data? (Census survey/ sampled survey)</li><li>What tools are used to collect this data?</li><li>Who are the respondents?</li><li>How frequently the data is collection?</li></ul>	<ul style="list-style-type: none"><li>➤ We used the methods the survey &amp; interview. Sometimes we are using PRA tools such as spiders diagram &amp; mood meter.</li><li>➤ We collected the information /data through FGD</li><li>➤ Programme participants were respondents to implementing this process.</li><li>➤ Data collation is continues process at first they collect the data &amp; write in their register book then they finalize its quarterly.</li></ul>															
Intermediate outcome. 7	Loko Kendra/forum (SVAW team) strengthened with enhanced linkages with legal service providing organization and protesting any form of violence against women, girls and persons with disability.															



Intermediate outcome indicator 2	# of case supported by legal service providing organization.															
<b>Narrate the changes -</b> <ul style="list-style-type: none"><li>Describe what it is now and the situation before</li><li>How is this change contributing to outcome(s) mentioned in critical pathways?</li><li>How has this changes benefited community, peoples particularly women and children (if any)</li><li>Please also mention with critical reasoning what was not successful as anticipated</li><li>How this change is achieved (process)? What are the roles of partners and AAB to achieve this change?</li></ul>	Not applicable															
Indicator wise disaggregated information (where applicable)	Information of target and achievement						Participant								Cumulative information	
	Target	Achievement				Deviation	Child(0-14)		Youth (15-30)		Adult(31-64)		Senior 64+		Target	Achievement
		Q1	Q2	Q3	Q4		Girl	Boy	Female	Male	Female	Male	Female	Male		
Name of the legal service providing organization	0	0	0	0	0	0	0	0	0	0	0	0	0	0	0	3
What is the source to verify the collected data/ information?																
<b>How was this data collected?</b> <ul style="list-style-type: none"><li>What methods are used to collect this data? (Census survey/ sampled survey)</li><li>What tools are used to collect this data?</li><li>Who are the respondents?</li><li>How frequently the data is collection?</li></ul>	Not Applicable															
Intermediate outcome. 8	Livelihood option along with sustainable agriculture created for people living in poverty especially women, farmers, youth and Person with disability (PWD).															

Intermediate outcome indicator 1	1500 people living in poverty especially women, youth and Person with disability (PWD) trained on diversified livelihood options.															
<b>Narrate the changes -</b> <ul style="list-style-type: none"><li>Describe what it is now and the situation before</li><li>How is this change contributing to outcome(s) mentioned in critical pathways?</li><li>How has this changes benefited community, peoples particularly women and children (if any)</li><li>Please also mention with critical reasoning what was not successful as anticipated</li><li>How this change is achieved (process)? What are the roles of partners and AAB to achieve this change?</li></ul>	<i>In previously they are not trained in IGA After LRP intervention they are trained in various type of interventions in this quarter 3 families received training from government cumulative 371 people living poverty are trained. This change linked with increased food security due to women's financial contribution. According to their view they are successful it is sustainable. In primary level they conduct problem analysis &amp; priority and they also conduct the need assessment as per their capacity &amp; contest .USS provide the technical support for IGA and AAB provide capital support to Reflection action groups .</i>															
Indicator wise disaggregated information (where applicable)	Information of target and achievement						Participant								Cumulative information	
	Target	Achievement				Deviation	Child(0-14)		Youth (15-30)		Adult(31-64)		Senior 64+		Target	Achievement
		Q1	Q2	Q3	Q4		Girl	Boy	Female	Male	Female	Male	Female	Male		
# of people received training on IGA/diversified livelihood options	50	0	0	53	3	0	0	0	22	0	34	0	0	0	500	371
What is the source to verify the collected data/ information?	Participants list- Training register & Right register.															
<b>How was this data collected?</b> <ul style="list-style-type: none"><li>What methods are used to collect this data? (Census survey/ sampled survey)</li><li>What tools are used to collect this data?</li><li>Who are the respondents?</li><li>How frequently the data is collection?</li></ul>	<ul style="list-style-type: none"><li>➤ We used the methods the survey &amp; interview. Sometimes we are using PRA tools such as spiders diagram &amp; mood meter.</li><li>➤ We collected the information /data through FGD</li><li>➤ Programme participants were respondents to implementing this process.</li><li>➤ Data collation is continues process at first they collect the data &amp; write in their register book then they finalize its quarterly.</li></ul>															
Intermediate outcome. 8	Livelihood option along with sustainable agriculture created for people living in poverty especially women, farmers,															

[illegible]

<ul style="list-style-type: none"> <li>Who are the respondents?</li> <li>How frequently the data is collection?</li> </ul>	<i>finalize its quarterly.</i>															
<b>Intermediate outcome. 8</b>	Livelihood option along with sustainable agriculture created for people living in poverty especially women, farmers, youth and Person with disability (PWD).															
<b>Intermediate outcome indicator 3</b>	# of economic alternative model developed and demonstrated.															
<b>Narrate the changes -</b> <ul style="list-style-type: none"> <li>Describe what it is now and the situation before</li> <li>How is this change contributing to outcome(s) mentioned in critical pathways?</li> <li>How has this changes benefited community, peoples particularly women and children (if any)</li> <li>Please also mention with critical reasoning what was not successful as anticipated</li> <li>How this change is achieved (process)? What are the roles of partners and AAB to achieve this change?</li> </ul>	<i>Not applicable .</i>															
<b>Indicator wise disaggregated information (where applicable)</b>	<b>Information of target and achievement</b>					<b>Participant</b>								<b>Cumulative information</b>		
	Target	Achievement				Deviation	Child(0-14)		Youth (15-30)		Adult(31-64)		Senior 64+		Target	Achievement
		Q1	Q2	Q3	Q4		Girl	Boy	Female	Male	Female	Male	Female	Male		
Types of alternative economic model in placed															3	2
<b>What is the source to verify the collected data/ information?</b>																
<b>How was this data collected?</b> <ul style="list-style-type: none"> <li>What methods are used to collect this data? (Census survey/ sampled survey)</li> <li>What tools are used to collect this</li> </ul>	<i>Not Applicable</i>															

data? • Who are the respondents? • How frequently the data is collection?																
Intermediate outcome. 9	Enhanced understanding of People's agencies and educational institutions on RBS, financing, tracked violations and budget in schools and influenced with RBS improvements plan.															
Intermediate outcome indicator 1	# Community actors who are aware of the 10 core education rights mentioned in the PRS charter and education financing and take action for RBS.															
Narrate the changes - • Describe what it is now and the situation before • How is this change contributing to outcome(s) mentioned in critical pathways? • How has this changes benefited community, peoples particularly women and children (if any) • Please also mention with critical reasoning what was not successful as anticipated • How this change is achieved (process)? What are the roles of partners and AAB to achieve this change?	<i>In this year 173 community leader are aware on 10 core they are playing active role for promoting PRS.. This linked with Quality education has promoted considering PRS in govt. primary school that enhanced inclusiveness considering CWDs and children's performance &amp; potentiality.USS provide the technical support for community leaders/ SMC members AAB has played strategic role &amp; providing capacity building support for staffs.</i>															
Indicator wise disaggregated information (where applicable)	Information of target and achievement						Participant								Cumulative information	
	Target	Achievement				Deviation	Child(0-14)		Youth (15-30)		Adult(31-64)		Senior 64+			
		Q1	Q2	Q3	Q4		Girl	Boy	Female	Male	Female	Male	Female	Male	Target	Achievement
# Community actors who are aware at list 2 rights 10 core rights .	3	0	0	0	0	0	0	0	0	0	0	0	0	0	200	173
# of actions taken by the people agencies to influence respective educational institutions.	0	0	0	0	0	0	0	0	0	0	0	0	0	0	0	0
What is the source to verify the collected	Right Register- Participants list . School development plan & achievements.															

data/ information?																
<b>How was this data collected?</b> <ul style="list-style-type: none"><li>What methods are used to collect this data? (Census survey/ sampled survey)</li><li>What tools are used to collect this data?</li><li>Who are the respondents?</li><li>How frequently the data is collection?</li></ul>	<ul style="list-style-type: none"><li>➤ We used the methods the survey &amp; interview. Sometimes we are using PRA tools such as spiders diagram &amp; mood meter.</li><li>➤ We collected the information /data through FGD</li><li>➤ Programme participants were respondents to implementing this process.</li><li>➤ Data collation is continues process at first they collect the data &amp; write in their register book then they finalize its quarterly.</li></ul>															
<b>Intermediate outcome. 9</b>	Enhanced understanding of People's agencies and educational institutions on RBS, financing, tracked violations and budget in schools and influenced with RBS improvements plan.															
<b>Intermediate outcome indicator 2</b>	Evidence of advocacy and campaigning initiatives initiated by local networks for promoting RBS/PRS and more financing on education.															
<b>Narrate the changes -</b> <ul style="list-style-type: none"><li>Describe what it is now and the situation before</li><li>How is this change contributing to outcome(s) mentioned in critical pathways?</li><li>How has this changes benefited community, peoples particularly women and children (if any)</li><li>Please also mention with critical reasoning what was not successful as anticipated</li><li>How this change is achieved (process)? What are the roles of partners and AAB to achieve this change?</li></ul>	Not Applicable															
<b>Indicator wise disaggregated information (where applicable)</b>	Information of target and achievement						Participant								Cumulative information	
	Target	Achievement				Deviation	Child(0-14)		Youth (15-30)		Adult(31-64)		Senior 64+		Target	Achievement
		Q1	Q2	Q3	Q4		Girl	Boy	Female	Male	Female	Male	Female	Male		
# of advocacy/campaign initiatives taken by local network	0	0	0	0	0	0	0	0	0	0	0	0	0	0	0	0



[illegible]

[illegible]

Indicator wise disaggregated information (where applicable)	Information of target and achievement						Participant								Cumulative information	
	Target	Achievement				Deviation	Child(0-14)		Youth (15-30)		Adult(31-64)		Senior 64+		Target	Achievement
		Q1	Q2	Q3	Q4		Girl	Boy	Female	Male	Female	Male	Female	Male		
# of school going children area in the community school catchment area/ SBK	750	0	0	750	0		370	380							750	750
# of children enrolled, continue education	100%	100%													100%	100%
# of student involved in CjG	10	0	0	10	10		5	5							10	10
# of children participated in different extra-curricular activities	250	250	-	-	50	-	155	145							300	300
# of wall magazine published in targeted school / SBK	5	-	-	5											5	5
# of initiative taken by CjG	4	0	0	4	2										4	6
<b>What is the source to verify the collected data/ information?</b>	<b>Participants list, performance list , Picture.</b>															
<b>How was this data collected?</b> <ul style="list-style-type: none"> <li>What methods are used to collect this data? (Census survey/ sampled survey)</li> <li>What tools are used to collect this data?</li> <li>Who are the respondents?</li> <li>How frequently the data is collection?</li> </ul>	<ul style="list-style-type: none"> <li>➤ We used the methods the survey &amp; interview. Sometimes we are using PRA tools such as spiders diagram &amp; mood meter.</li> <li>➤ We collected the information /data through FGD</li> <li>➤ Programme participants were respondents to implementing this process.</li> <li>➤ Data collation is continues process at first they collect the data &amp; write in their register book then they finalize its quarterly.</li> </ul>															

## 6. AREAS OF ACTIVITY/PERFORMANCE

### 6.1.1 Action wise activity (Pls copy action statement from Critical pathways)

<b>Action-1</b>	Rights based Service Delivery and response
<b>Activity-1</b>	Providing support to RAG for strengthening their financial skill through business.

Narrate each activity by describing the following questions- <ul style="list-style-type: none"><li>Who were involved and how were the activities conducted?</li><li>What has achieved as a result of this work?</li><li>How is this activity relevant to results/contributing to achieve result? (immediate outcomes/outcomes)</li><li>How has this benefited children/ women/community?</li><li>What initiative was taken by participants after the activity? If applicable?</li><li>What has not achieved as expected and explains with appropriate reason if any?</li><li>What were the roles of PNGO and AAB?</li></ul>	Our Loko Kendra has been conducted the need assessment survey among the existing RAG for new IGA/ intervention as per capacity & community demand. They communicate with Upazila livestock officer & farmer who have expertise to cattle rearing. They have taken collective initiative for cattle rearing 3rd Quarter in year 48 Families involved the respective IGA.This Activity contribute to the people living in poverty especially women, youth and Person with disability (PWD) trained on diversified livelihood options. Most of the program participants are women & they are benefited from this intervention and they are also empowered in their family level. USS has played facilitate role to implementing the activity & also providing technical support to the programme participants. AAB has played strategic role and also providing capacity building support for LRP- Staffs'												
Activity wise disaggregated information (where applicable)	Information of target and achievement			Participant								Cumulative information of reported quarters	
				Child(0-14)		Youth (15-30)		Adult(31-64)		Senior 64+			
	Target	Achievement	Deviation	Girl	Boy	Female	Male	Female	Male	Female	Male	Target	Achievement
	11	11	-	0	0	23	0	25	0	0	0	11	11
❏ What is the source to verify the collected data/ information?	Participants list, performance list												
How was this data collected? <ul style="list-style-type: none"><li>What methods are used to collect this data? (Census survey/ sampled survey)</li><li>What tools are used to collect this data?</li><li>Who are the respondents?</li><li>How frequently the data is collection?</li></ul>	<ul style="list-style-type: none"><li>➤ We used the methods the survey &amp; interview. Sometimes we are using PRA tools such as spider's diagram &amp; mood meter.</li><li>➤ We collected the information /data through FGD</li><li>➤ Programme participants were respondents to implementing this process.</li><li>➤ Data collation is continues process at first they collect the data &amp; write in their register book then they finalize its quarterly.</li></ul>												
Action-2	Capacity building on Economic Alternative												
Activity-1	Provide IGA training on livestock supported by Upazilla livestock office.												

<p>Narrate each activity by describing the following questions-</p> <ul style="list-style-type: none"><li>Who were involved and how were the activities conducted?</li><li>What has achieved as a result of this work?</li><li>How is this activity relevant to results/contributing to achieve result? (immediate outcomes/outcomes)</li><li>How has this benefited children/women/community?</li><li>What initiative was taken by participants after the activity? If applicable?</li><li>What has not achieved as expected and explains with appropriate reason if any?</li><li>What were the roles of PNGO and AAB?</li></ul>	<p>Our Loko Kendra has been conducted the need assessment survey among the existing RAG for new IGA/ intervention as per capacity &amp; community demand. They communicate with Upazila livestock officer &amp; farmer who have expertise to cattle rearing. Upazila livestock officer have provided conduct the training on livestock 28 program participants had participated the training successfully &amp; they are trained on this issue. After complete the training they are involved on this intervention. This Activity contribute to the people living in poverty especially women, youth and Person with disability (PWD) trained on diversified livelihood options. Most of the program participants are women &amp; they are benefited from this intervention and they are also empowered in their family level. USS has played facilitate role to implementing the activity &amp; also providing technical support to the programme participants. AAB has played strategic role and also providing capacity building support for LRP- Staffs'</p>												
Activity wise disaggregated information (where applicable)	Information of target and achievement			Participant								Cumulative information of reported quarters	
				Child(0-14)		Youth (15-30)		Adult(31-64)		Senior 64+			
	Target	Achievement	Deviation	Girl	Boy	Female	Male	Female	Male	Female	Male	Target	Achievement
	1	1	0	-	-	12	1	13	2			1	1
What is the source to verify the collected data/ information?	Training register – attendant sheet												
How was this data collected? <ul style="list-style-type: none"><li>What methods are used to collect this data? (Census survey/ sampled survey)</li><li>What tools are used to collect this data?</li><li>Who are the respondents?</li><li>How frequently the data is collection?</li></ul>	<ul style="list-style-type: none"><li>➤ We used the methods the survey &amp; interview. Sometimes we are using PRA tools such as spider's diagram &amp; mood meter.</li><li>➤ We collected the information /data through FGD</li><li>➤ Programme participants were respondents to implementing this process.</li><li>➤ Data collation is continues process at first they collect the data &amp; write in their register book then they finalize its quarterly.</li></ul>												
Action-2	Capacity building on Economic Alternative												
Activity-2	Providing technical support for getting the soft loan from YDO. Social services department, livestock office.												

<p>Narrate each activity by describing the following questions-</p> <ul style="list-style-type: none"><li>Who were involved and how were the activities conducted?</li><li>What has achieved as a result of this work?</li><li>How is this activity relevant to results/contributing to achieve result? (immediate outcomes/outcomes)</li><li>How has this benefited children/women/community?</li><li>What initiative was taken by participants after the activity? If applicable?</li><li>What has not achieved as expected and explains with appropriate reason if any?</li><li>What were the roles of PNGO and AAB?</li></ul>	<p>Our Persons with disability forum (PUS) has been conducted the need assessment survey among the existing RAG for new IGA/ intervention as per capacity &amp; community demand. They communicate with Upazila social services officer for getting the interest free loan. Social services department received 54 Application &amp; selected for interest free loan. Social services department will provide loan within December-16. After getting the loan 54 persons with disability will involved in new IGA. This Activity contribute to the people living in poverty especially women, youth and Person with disability (PWD) trained on diversified livelihood options. Most of the program participants are women &amp; they are benefited from this intervention and they are also empowered in their family level. USS has played facilitate role to implementing the activity &amp; also providing technical support to the program participants. AAB has played strategic role and also providing capacity building support for LRP- Staffs'</p>												
Activity wise disaggregated information (where applicable)	Information of target and achievement			Participant								Cumulative information of reported quarters	
				Child(0-14)		Youth (15-30)		Adult(31-64)		Senior 64+			
	Target	Achievement	Deviation	Girl	Boy	Female	Male	Female	Male	Female	Male	Target	Achievement
	2	2	0	-	-	21	13	0	20	-	-	2	2
What is the source to verify the collected data/ information?	Training register – attendant sheet												
How was this data collected? <ul style="list-style-type: none"><li>What methods are used to collect this data? (Census survey/ sampled survey)</li><li>What tools are used to collect this data?</li><li>Who are the respondents?</li><li>How frequently the data is collection?</li></ul>	<ul style="list-style-type: none"><li>➤ We used the methods the survey &amp; interview. Sometimes we are using PRA tools such as spider's diagram &amp; mood meter.</li><li>➤ We collected the information /data through FGD</li><li>➤ Programme participants were respondents to implementing this process.</li><li>➤ Data collation is continues process at first they collect the data &amp; write in their register book then they finalize its quarterly.</li></ul>												
Action-2	Capacity building on Economic Alternative												
Activity-3	Provide Training (Handsome training) on CRSA practices to farmer groups. 1batches												



<p>Narrate each activity by describing the following questions-</p> <ul style="list-style-type: none"><li>Who were involved and how were the activities conducted?</li><li>What has achieved as a result of this work?</li><li>How is this activity relevant to results/contributing to achieve result? (immediate outcomes/outcomes)</li><li>How has this benefited children/ women/community?</li><li>What initiative was taken by participants after the activity? If applicable?</li><li>What has not achieved as expected and explains with appropriate reason if any?</li><li>What were the roles of PNGO and AAB?</li></ul>	<p>USS team selected 32 program participants who are involved in agriculture activity &amp; have own 20 decimal land. Upazila Sub-assistant agriculture officer conduct the session on CRSA issue and partial conduct by our agriculture organizer. 30 program participants are trained on this now they al involve in CRSA . 5 famers are selected for demo plot implementation &amp; they are stared the demo plot activities. This activity contributing Livelihood option along with sustainable agriculture created for people living in poverty especially women, farmers, youth and Person with disability (PWD). USS has played facilitate role to implementing the activity &amp; also providing technical support to the programme participants. AAB has played strategic role and also providing capacity building support for LRP- Staffs'</p>												
Activity wise disaggregated information (where applicable)	Information of target and achievement			Participant								Cumulative information of reported quarters	
				Child(0-14)		Youth (15-30)		Adult(31-64)		Senior 64+			
	Target	Achievement	Deviation	Girl	Boy	Female	Male	Female	Male	Female	Male	Target	Achievement
	1	1				13	-	16	3			1	1
What is the source to verify the collected data/ information?	Application from & participants list.												
How was this data collected? <ul style="list-style-type: none"><li>What methods are used to collect this data? (Census survey/ sampled survey)</li><li>What tools are used to collect this data?</li><li>Who are the respondents?</li><li>How frequently the data is collection?</li></ul>	<ul style="list-style-type: none"><li>➤ We used the methods the survey &amp; interview.</li><li>➤ We collected the information from Participant list.</li><li>➤ Programme participants were respondents to implementing this process.</li><li>➤ Data collation is continues process at first they collect the data &amp; write in their register book then they finalize its quarterly.</li></ul>												
Action-2	Capacity building on Economic Alternative												
Activity-4	Providing support to Handsome exercise on CRSA (Demo plot)-4												

Narrate each activity by describing the following questions- <ul style="list-style-type: none"><li>Who were involved and how were the activities conducted?</li><li>What has achieved as a result of this work?</li><li>How is this activity relevant to results/contributing to achieve result? (immediate outcomes/outcomes)</li><li>How has this benefited children/ women/community?</li><li>What initiative was taken by participants after the activity? If applicable?</li><li>What has not achieved as expected and explains with appropriate reason if any?</li><li>What were the roles of PNGO and AAB?</li></ul>	After getting the training on CRSA then we conducted the survey for participant’s selection that are eligible for demo plot. We selected the 3 female farmers who have expertise’s on this work and have own land. After selecting the farmer they collect the seeds from agriculture extension office and they are implementing the demo on CRSA. Upazila Sub- Assistant agriculture officer visit the plot & providing support on regarding this issue. This Activity contribute to the people living in poverty especially women, youth and Person with disability (PWD) trained on diversified livelihood options. Most of the program participants are women & they are benefited from this intervention and they are also empowered in their family level. USS has played facilitate role to implementing the activity & also providing technical support to the program participants. AAB has played strategic role and also providing capacity building support for LRP- Staffs’												
Activity wise disaggregated information (where applicable)	Information of target and achievement			Participant								Cumulative information of reported quarters	
				Child(0-14)		Youth (15-30)		Adult(31-64)		Senior 64+			
	Target	Achievement	Deviation	Girl	Boy	Female	Male	Female	Male	Female	Male	Target	Achievement
	3	3	-					3				4	3
What is the source to verify the collected data/ information?	Right register- Picture & case study.												
How was this data collected? <ul style="list-style-type: none"><li>What methods are used to collect this data? (Census survey/ sampled survey)</li><li>What tools are used to collect this data?</li><li>Who are the respondents?</li><li>How frequently the data is collection?</li></ul>	<ul style="list-style-type: none"><li>➤ We used the methods the survey &amp; interview.</li><li>➤ We collected the information from Participant list.</li><li>➤ Programme participants were respondents to implementing this process.</li><li>➤ Data collation is continues process at first they collect the data &amp; write in their register book then they finalize its quarterly</li></ul>												
Action-3	Conscientiazation /R-A (Awareness rising and consciousness on rights)												
Activity-1	Partial support to the community for Awareness rising on public service through facilitition process.												

<p>Narrate each activity by describing the following questions-</p> <ul style="list-style-type: none"><li>Who were involved and how were the activities conducted?</li><li>What has achieved as a result of this work?</li><li>How is this activity relevant to results/contributing to achieve result? (immediate outcomes/outcomes)</li><li>How has this benefited children/ women/community?</li><li>What initiative was taken by participants after the activity? If applicable?</li><li>What has not achieved as expected and explains with appropriate reason if any?</li><li>What were the roles of PNGO and AAB?</li></ul>	<p>Community facilitator conducts the sessions in 24 RAG on public services issue through reflection action process. They used the module on tax &amp; budget &amp; government circulars. In this year total 760 RAG member are aware on tax &amp; budget they have minimum skill &amp; knowledge on public service &amp; they have increased the mobility on this issue. As a result they are getting various types of service such as social safety-net, health &amp; family planning facilities. This activity linked with of people living in poverty received quality public services such as <i>Khas land, health services , social safety-net &amp; others facilities.</i> . Most of the program participants are women &amp; they are benefited from this intervention and they are also empowered in their family level. USS has played facilitate role to implementing the activity &amp; also providing technical support to the program participants. AAB has played strategic role and also providing capacity building support for LRP- Staffs'</p>												
Activity wise disaggregated information (where applicable)	Information of target and achievement			Participant								Cumulative information of reported quarters	
				Child(0-14)		Youth (15-30)		Adult(31-64)		Senior 64+			
	Target	Achievement	Deviation	Girl	Boy	Female	Male	Female	Male	Female	Male	Target	Achievement
	24	24	-			370	40	330	20			24	24
What is the source to verify the collected data/ information?	Attendants list – Right register												
How was this data collected? <ul style="list-style-type: none"><li>What methods are used to collect this data? (Census survey/ sampled survey)</li><li>What tools are used to collect this data?</li><li>Who are the respondents?</li><li>How frequently the data is collection?</li></ul>	<ul style="list-style-type: none"><li>➤ We used the methods the survey &amp; interview.</li><li>➤ We collected the information from Participant list.</li><li>➤ Programme participants were respondents to implementing this process.</li><li>➤ Data collation is continues process at first they collect the data &amp; write in their register book then they finalize its quarterly</li></ul>												
Action-3	Conscientaziation /R-A (Awareness rising and consciousness on rights)												
Activity-2	Observance of one billion rising campaign (OBR)												

<p>Narrate each activity by describing the following questions-</p> <ul style="list-style-type: none"><li>Who were involved and how were the activities conducted?</li><li>What has achieved as a result of this work?</li><li>How is this activity relevant to results/contributing to achieve result? (immediate outcomes/outcomes)</li><li>How has this benefited children/ women/community?</li><li>What initiative was taken by participants after the activity? If applicable?</li><li>What has not achieved as expected and explains with appropriate reason if any?</li><li>What were the roles of PNGO and AAB?</li></ul>	<p>USS team decided to observe the OBR through campaign and design the program assistance with program participants. Loko Kendra forum leaders are playing active role on this issue. Activity is rally, Human chain, discussion meeting and drawing competition among the sponsor children. 120 program participants are attending the events. After complete the events they are well known on about women rights &amp; various types of violence and legal obligation. This activity contributing to the POs especially women, youth and PWDs groups formed and organized with enhanced knowledge and analytical skill on rights especially GRPS, GBV, HTP and discrimination. USS has played facilitate role to implementing the activity &amp; also providing technical support to the programme participants. AAB has played strategic role and also providing capacity building support for LRP- Staffs'</p>												
Activity wise disaggregated information (where applicable)	Information of target and achievement			Participant								Cumulative information of reported quarters	
				Child(0-14)		Youth (15-30)		Adult(31-64)		Senior 64+			
	Target	Achievement	Deviation	Girl	Boy	Female	Male	Female	Male	Female	Male	Target	Achievement
	1	1	-	51	27	1	-	41	0	-	-	1	1
What is the source to verify the collected data/ information?	Attendants Sheet – News papers												
How was this data collected?	<ul style="list-style-type: none"><li>➤ We used the methods the survey &amp; interview.</li><li>➤ We collected the information from Participant list.</li><li>➤ Programme participants were respondents to implementing this process.</li><li>➤ Data collation is continues process at first they collect the data &amp; write in their register book then they finalize its quarterly.</li></ul>												
Action-3	Conscientaziation /R-A (Awareness rising and consciousness on rights)												

<b>Activity-3</b>	Campaign on Stop child marriage & dowary.													
Narrate each activity by describing the following questions- <ul style="list-style-type: none"><li>Who were involved and how were the activities conducted?</li><li>What has achieved as a result of this work?</li><li>How is this activity relevant to results/contributing to achieve result? (immediate outcomes/outcomes)</li><li>How has this benefited children/ women/community?</li><li>What initiative was taken by participants after the activity? If applicable?</li><li>What has not achieved as expected and explains with appropriate reason if any?</li><li>What were the roles of PNGO and AAB?</li></ul>	Loko Kendra forum organized the events of Campaign on Stop child marriage & dowary.213 programme participants are attend the events. Local Journalist & others civil society attends the rally & Human Chain. This activity linked with Pos especially women youth group formed & organized with enhanced knowledge & Skill on GBV. Women are benefitted for this activity .USS has played facilitate role to implementing the activity & also providing technical support to the programme participants. AAB has played strategic role and also providing capacity building support for LRP- Staffs'													
<b>Activity wise disaggregated information (where applicable)</b>	<b>Information of target and achievement</b>						<b>Participant</b>						<b>Cumulative information of reported quarters</b>	
							Child(0-14)		Youth (15-30)		Adult(31-64)			
	Target	Achievement	Deviation	Girl	Boy	Female	Male	Female	Male	Female	Male	Target	Achievement	
	1	1	-	63	25	33	2	50	51	-	-	1	1	
<b>What is the source to verify the collected data/ information?</b>	<b>Attendants Sheet – News papers &amp; Right register.</b>													
<b>How was this data collected?</b> <ul style="list-style-type: none"><li>What methods are used to collect this data? (Census survey/ sampled survey)</li><li>What tools are used to collect this data?</li><li>Who are the respondents?</li><li>How frequently the data is collection?</li></ul>	<ul style="list-style-type: none"><li>➤ We used the methods the survey &amp; interview.</li><li>➤ We collected the information from Participant list.</li><li>➤ Programme participants were respondents to implementing this process.</li><li>➤ Data collation is continues process at first they collect the data &amp; write in their register book then they finalize its quarterly.</li></ul>													
<b>Action-4</b>	Lobby & Advocacy													

<b>Activity-1</b>	Advocacy on promoting CRSA at upazila agriculture department.												
Narrate each activity by describing the following questions- <ul style="list-style-type: none"><li>Who were involved and how were the activities conducted?</li><li>What has achieved as a result of this work?</li><li>How is this activity relevant to results/contributing to achieve result? (immediate outcomes/outcomes)</li><li>How has this benefited children/ women/community?</li><li>What initiative was taken by participants after the activity? If applicable?</li><li>What has not achieved as expected and explains with appropriate reason if any?</li><li>What were the roles of PNGO and AAB?</li></ul>	Our program participants have lot of experience on local level advocacy with service providing institute to increase access to public service. Part of advocacy they are continuing the advocacy on promoting CRSA in upazila level. As a result upazila extension officer Md. Hachanur Rahman had visited our demo plot 22th July -16 & and conduct sharing with program participants on CRSA issue. He has high lighting the vermin compost plant & he also committed with to promote the intervention among the others farmer. 29 program participants are participated the advocacy meeting & they are trained on advocacy issue. This Activity contributes of women and small holder farmers trained on CRSA and demonstrated CRSA model. Most of the program participants are women & they are benefited from this intervention and they are also empowered in their family level. USS has played facilitate role to implementing the activity & also providing technical support to the programme participants. AAB has played strategic role and also providing capacity building support for LRP- Staffs'												
<b>Activity wise disaggregated information (where applicable)</b>	<b>Information of target and achievement</b>			<b>Participant</b>								<b>Cumulative information of reported quarters</b>	
				<b>Child(0-14)</b>		<b>Youth (15-30)</b>		<b>Adult(31-64)</b>		<b>Senior 64+</b>			
	<b>Target</b>	<b>Achievement</b>	<b>Deviation</b>	<b>Girl</b>	<b>Boy</b>	<b>Female</b>	<b>Male</b>	<b>Female</b>	<b>Male</b>	<b>Female</b>	<b>Male</b>	<b>Target</b>	<b>Achievement</b>
	1	1	-	-	-		-	15	14	-	-	1	1
<b>What is the source to verify the collected data/ information?</b>	<b>Attendants Sheet – News papers</b>												
<b>How was this data collected?</b> <ul style="list-style-type: none"><li>What methods are used to collect this data? (Census survey/ sampled survey)</li><li>What tools are used to collect this data?</li><li>Who are the respondents?</li><li>How frequently the data is collection?</li></ul>	<ul style="list-style-type: none"><li>➤ We used the methods the survey &amp; interview.</li><li>➤ We collected the information from Participant list.</li><li>➤ Programme participants were respondents to implementing this process.</li><li>➤ Data collation is continues process at first they collect the data &amp; write in their register book then they finalize its quarterly.</li></ul>												
<b>Action-4</b>	Lobby & Advocacy												



<b>Activity-2</b>	Organize the advocacy meeting with khas land management committee by community to claim khas land.												
Narrate each activity by describing the following questions- <ul style="list-style-type: none"><li>Who were involved and how were the activities conducted?</li><li>What has achieved as a result of this work?</li><li>How is this activity relevant to results/contributing to achieve result? (immediate outcomes/outcomes)</li><li>How has this benefited children/ women/community?</li><li>What initiative was taken by participants after the activity? If applicable?</li><li>What has not achieved as expected and explains with appropriate reason if any?</li><li>What were the roles of PNGO and AAB?</li></ul>	Land Rights movement committee has conduct the meeting with Sub-assistant Union land officer on khas land & housing issue. they conduct the meeting in two times & 59 program participants are participating the meeting on respective issue.. This Activity contribute of <i>people organization have been formed &amp; organized to claim their right and entitlement to land..</i> Most of the program participants are women & they are benefited from this intervention and they are also empowered in their family level. USS has played facilitate role to implementing the activity & also providing technical support to the programme participants. AAB has played strategic role and also providing capacity building support for LRP- Staffs'												
<b>Activity wise disaggregated information (where applicable)</b>	<b>Information of target and achievement</b>					<b>Participant</b>						<b>Cumulative information of reported quarters</b>	
						Child(0-14)		Youth (15-30)		Adult(31-64)			
	Target	Achievement	Deviation	Girl	Boy	Female	Male	Female	Male	Female	Male	Target	Achievement
	2	2	-			21	4	0	34			2	2
<b>What is the source to verify the collected data/ information?</b>	<b>Participants list – Rights register.</b>												
<b>How was this data collected?</b> <ul style="list-style-type: none"><li>What methods are used to collect this data? (Census survey/ sampled survey)</li><li>What tools are used to collect this data?</li><li>Who are the respondents?</li><li>How frequently the data is collection?</li></ul>	<ul style="list-style-type: none"><li>➤ We used the methods the survey &amp; interview.</li><li>➤ We collected the information from Participant list.</li><li>➤ Programme participants were respondents to implementing this process.</li><li>➤ Data collation is continues process at first they collect the data &amp; write in their register book then they finalize its quarterly.</li></ul>												
<b>Action-4</b>	Lobby & Advocacy												

Activity-3	Conduct meeting with local services providing institutions (Union parishad) for gender responsive public services. To set up recommendation on GRPS & to follow up.													
Narrate each activity by describing the following questions- <ul style="list-style-type: none"><li>Who were involved and how were the activities conducted?</li><li>What has achieved as a result of this work?</li><li>How is this activity relevant to results/contributing to achieve result? (immediate outcomes/outcomes)</li><li>How has this benefited children/ women/community?</li><li>What initiative was taken by participants after the activity? If applicable?</li><li>What has not achieved as expected and explains with appropriate reason if any?</li><li>What were the roles of PNGO and AAB?</li></ul>	According our plan we have organized & conduct the advocacy meeting for fair participants selection on gender responsive public service which was provided by union parishad . For that reason we invited the Vogdaburi & ketkebari up body for participate the meeting . Respective union paisad chairman & UP members and our lokokendra leaders were participants . 28 participants had participated & they are trained on GRPS . This Activity contribut of Peoples' organization together with LGI monitor and shared status of quality health & public services, unfair revenue collection and distribution. Most of the program participants are women & they are benefited from this intervention and they are also empowered in their family level. USS has played facilitate role to implementing the activity & also providing technical support to the programme participants. AAB has played strategic role and also providing capacity building support for LRP- Staffs'													
Activity wise disaggregated information (where applicable)	Information of target and achievement						Participant						Cumulative information of reported quarters	
				Child(0-14)		Youth (15-30)		Adult(31-64)		Senior 64+				
	Target	Achievement	Deviation	Girl	Boy	Female	Male	Female	Male	Female	Male	Target	Achievement	
	1	1	-			5	0	13	10			1	1	
What is the source to verify the collected data/ information?	Participants list – Rights register & news papers.													
How was this data collected? <ul style="list-style-type: none"><li>What methods are used to collect this data? (Census survey/ sampled survey)</li><li>What tools are used to collect this data?</li><li>Who are the respondents?</li><li>How frequently the data is collection?</li></ul>	<ul style="list-style-type: none"><li>➤ We used the methods the survey &amp; interview.</li><li>➤ We collected the information from Participant list.</li><li>➤ Programme participants were respondents to implementing this process.</li><li>➤ Data collation is continues process at first they collect the data &amp; write in their register book then they finalize its quarterly.</li></ul>													

Action-4	Lobby & Advocacy													
Activity-4	Organize human poster to reduce VAT burden & to curb tax dodging of MNCs in VAT day.													
Narrate each activity by describing the following questions- <ul style="list-style-type: none"><li>Who were involved and how were the activities conducted?</li><li>What has achieved as a result of this work?</li><li>How is this activity relevant to results/contributing to achieve result? (immediate outcomes/outcomes)</li><li>How has this benefited children/ women/community?</li><li>What initiative was taken by participants after the activity? If applicable?</li><li>What has not achieved as expected and explains with appropriate reason if any?</li><li>What were the roles of PNGO and AAB?</li></ul>	Our Loko Kendra & youth group jointly organized the campaign on VAT burden issue and they perform the folk song & people theater. Local MP was present as chief guest. More 2000 community people are enjoying the program This Activity contribut of Peoples' organization together with LGI monitor and shared status of quality health & public services, unfair revenue collection and distribution. Most of the program participants are women & they are benefited from this intervention and they are also empowered in their family level. USS has played facilitate role to implementing the activity & also providing technical support to the pregramme participants. AAB has played strategic role and also providing capacity building support for LRP- Staffs'.													
Activity wise disaggregated information (where applicable)	Information of target and achievement						Participant						Cumulative information of reported quarters	
							Child(0-14)		Youth (15-30)		Adult(31-64)			
	Target	Achievement	Deviation	Girl	Boy	Female	Male	Female	Male	Female	Male	Target	Achievement	
	2	2		350	250	500	200	450	250			2	2	
What is the source to verify the collected data/ information?	Participants list – Rights register. Photo													
How was this data collected? <ul style="list-style-type: none"><li>What methods are used to collect this data? (Census survey/ sampled survey)</li><li>What tools are used to collect this data?</li><li>Who are the respondents?</li><li>How frequently the data is collection?</li></ul>	<ul style="list-style-type: none"><li>➤ We used the methods the survey &amp; interview.</li><li>➤ We collected the information from Participant list.</li><li>➤ Programme participants were respondents to implementing this process.</li><li>➤ Data collation is continues process at first they collect the data &amp; write in their register book then they finalize its quarterly.</li></ul>													

Action-4	Lobby & Advocacy													
Activity-5	Conduct Advocacy meeting/dialogue with service providing insitutions for PWD friendly services.													
Narrate each activity by describing the following questions- <ul style="list-style-type: none"><li>Who were involved and how were the activities conducted?</li><li>What has achieved as a result of this work?</li><li>How is this activity relevant to results/contributing to achieve result? (immediate outcomes/outcomes)</li><li>How has this benefited children/ women/community?</li><li>What initiative was taken by participants after the activity? If applicable?</li><li>What has not achieved as expected and explains with appropriate reason if any?</li><li>What were the roles of PNGO and AAB?</li></ul>	PUS organized the advocacy meeting with Upazila Administration Mr Abdur Razzak Basunia was present as chief guest 50 program participants are participating the program Upazila chairman was agreed with their demand and he will try to solve their problem. This Activity contributeto Increase capacity of CSO, CBO and local government institutions around tax revenue collection, budget tracking, and exercise right to information that help to actively monitor the status of public services, unfair tax generation and budget allocation and distribution. Most of the program participants are women & they are benefited from this intervention and they are also empowered in their family level. USS has played facilitate role to implementing the activity & also providing technical support to the programme participants. AAB has played strategic role and also providing capacity building support for LRP- Staffs'.													
Activity wise disaggregated information (where applicable)	Information of target and achievement						Participant						Cumulative information of reported quarters	
							Child(0-14)		Youth (15-30)		Adult(31-64)			
	Target	Achievement	Deviation	Girl	Boy	Female	Male	Female	Male	Female	Male	Target	Achievement	
	1	1		8	7	15	10	5	5			1	1	
What is the source to verify the collected data/ information?	Training register – Participants list.													
How was this data collected? <ul style="list-style-type: none"><li>What methods are used to collect this data? (Census survey/ sampled survey)</li><li>What tools are used to collect this data?</li><li>Who are the respondents?</li><li>How frequently the data is collection?</li></ul>	<ul style="list-style-type: none"><li>➤ We used the methods the survey &amp; interview.</li><li>➤ We collected the information from Participant list.</li><li>➤ Programme participants were respondents to implementing this process.</li><li>➤ Data collation is continues process at first they collect the data &amp; write in their register book then they finalize its quarterly.</li></ul>													

Action-4	Lobby & Advocacy													
Activity-6	Conduct the dialogues with policy actor/maker for development issue through Convention of Loko Kendra													
Narrate each activity by describing the following questions- <ul style="list-style-type: none"><li>Who were involved and how were the activities conducted?</li><li>What has achieved as a result of this work?</li><li>How is this activity relevant to results/contributing to achieve result? (immediate outcomes/outcomes)</li><li>How has this benefited children/women/community?</li><li>What initiative was taken by participants after the activity? If applicable?</li><li>What has not achieved as expected and explains with appropriate reason if any?</li><li>What were the roles of PNGO and AAB?</li></ul>	Loko Kendra forum has organized the convention of Loko Kendra. The objectives of this convention are – Sharing the learning among the community people & Policy makers. Member of parliament Mr Afteb uddin was present as chief guest. Others government official & Local government representatives were present as special guest. More than 2500 community people are attend the convention. This activity linked with women & girls and PWDs have capacity and leadership developed to the extent that the culture of silence is broken challenge against SVAW. USS has played facilitate role to implementing the activity & also providing technical support to the programme participants. AAB has played strategic role and also providing capacity building support for LRP- Staffs'													
Activity wise disaggregated information (where applicable)	Information of target and achievement						Participant						Cumulative information of reported quarters	
							Child(0-14)		Youth (15-30)		Adult(31-64)			
	Target	Achievement	Deviation	Girl	Boy	Female	Male	Female	Male	Female	Male	Target	Achievement	
	1	1		200	300	700	900	200	200			1	1	
What is the source to verify the collected data/ information?	Training register- attendant list.													
How was this data collected? <ul style="list-style-type: none"><li>What methods are used to collect this data? (Census survey/ sampled survey)</li><li>What tools are used to collect this data?</li><li>Who are the respondents?</li><li>How frequently the data is collection?</li></ul>	<ul style="list-style-type: none"><li>➤ We used the methods the survey &amp; interview.</li><li>➤ We collected the information from Participant list.</li><li>➤ Programme participants were respondents to implementing this process.</li><li>➤ Data collation is continues process at first they collect the data &amp; write in their register book then they finalize its quarterly.</li></ul>													

<b>How was this data collected?</b> <ul style="list-style-type: none"><li>• What methods are used to collect this data? (Census survey/ sampled survey)</li><li>• What tools are used to collect this data?</li><li>• Who are the respondents?</li><li>• How frequently the data is collection?</li></ul>	<i>Not Applicable.</i>													
<b>Action-6</b>	Public service accountability (Policy and budget monitoring /traking / social audit													
<b>Activity-1</b>	Conduct the people leading social Audit on PEDP-3 in Nilphamari district.													
Narrate each activity by describing the following questions- <ul style="list-style-type: none"><li>• Who were involved and how were the activities conducted?</li><li>• What has achieved as a result of this work?</li><li>• How is this activity relevant to results/contributing to achieve result? (immediate outcomes/outcomes)</li><li>• How has this benefited children/ women/community?</li><li>• What initiative was taken by participants after the activity? If applicable?</li><li>• What has not achieved as expected and explains with appropriate reason if any?</li><li>• What were the roles of PNGO and AAB?</li></ul>	Our Social audit team conduct the social audit on quality of primary education . They selected the 10 school under Domar upazila. They are using various types of tools such as KII FGD, interview and questionnaires fillip. After complete the social audit & prepare the report which was shared in Dhaka. Mr Golam Mostofa MP was present as chief guest and so many education specialists were present there. This Activity contributeto Increase capacity of CSO, CBO and local government institutions around tax revenue collection, budget tracking, and exercise right to information that help to actively monitor the status of public services, unfair tax generation and budget allocation and distribution. As per recommendation of the finding report which will be shared with ministry of primary & mass education. USS has played facilitate role to implementing the activity & also providing technical support to the programme participants. AAB has played strategic role and also providing capacity building support for LRP- Staffs'													
<b>Activity wise disaggregated information (where applicable)</b>	<b>Information of target and achievement</b>						<b>Participant</b>						<b>Cumulative information of reported quarters</b>	
							<b>Child(0-14)</b>		<b>Youth (15-30)</b>		<b>Adult(31-64)</b>			
	<b>Target</b>	<b>Achievement</b>	<b>Deviation</b>	<b>Girl</b>	<b>Boy</b>	<b>Female</b>	<b>Male</b>	<b>Female</b>	<b>Male</b>	<b>Female</b>	<b>Male</b>	<b>Target</b>	<b>Achievement</b>	
	12	12		55	63	85	20	25	2			12	12	
<b>What is the source to verify the collected data/ information?</b>	<b>Participants list- Register- news papers.</b>													



<b>How was this data collected?</b> <ul style="list-style-type: none"><li>What methods are used to collect this data? (Census survey/ sampled survey)</li><li>What tools are used to collect this data?</li><li>Who are the respondents?</li><li>How frequently the data is collection?</li></ul>	<ul style="list-style-type: none"><li>➤ We used the methods the survey &amp; interview.</li><li>➤ We collected the information from Participant list.</li><li>➤ Programme participants were respondents to implementing this process.</li><li>➤ Data collation is continues process at first they collect the data &amp; write in their register book then they finalize its quarterly.</li></ul>													
<b>Action-5</b>	Public service accountability (Policy and budget monitoring /traking / social audit													
<b>Activity-2</b>	Develop the score cards & conduct community scoring on Community clinic.													
Narrate each activity by describing the following questions- <ul style="list-style-type: none"><li>Who were involved and how were the activities conducted?</li><li>What has achieved as a result of this work?</li><li>How is this activity relevant to results/contributing to achieve result? (immediate outcomes/outcomes)</li><li>How has this benefited children/ women/community?</li><li>What initiative was taken by participants after the activity? If applicable?</li><li>What has not achieved as expected and explains with appropriate reason if any?</li><li>What were the roles of PNGO and AAB?</li></ul>	Our Social audit team conducted the community score cards on community clinic service . They selected the 5 community clinic under Domar upazila. They are using various types of tools such as KII FGD, interview and questionnaires fillip. After complete the social audit & prepare the report which was shared in Dhaka. Mr Golam Mostofa MP was present as chief guest and so many civil society organization representatives are present there. This Activity contributeto Increase capacity of CSO, CBO and local government institutions around tax revenue collection, budget tracking, and exercise right to information that help to actively monitor the status of public services, unfair tax generation and budget allocation and distribution. As per recommendation of the finding report which will be shared with ministry of health & family welfare .USS has played facilitate role to implementing the activity & also providing technical support to the pregramme participants. AAB has played strategic role and also providing capacity building support for LRP- Staffs'													
<b>Activity wise disaggregated information (where applicable)</b>	<b>Information of target and achievement</b>						<b>Participant</b>						<b>Cumulative information of reported quarters</b>	
							<b>Child(0-14)</b>		<b>Youth (15-30)</b>		<b>Adult(31-64)</b>			
	<b>Target</b>	<b>Achievement</b>	<b>Deviation</b>	<b>Girl</b>	<b>Boy</b>	<b>Female</b>	<b>Male</b>	<b>Female</b>	<b>Male</b>	<b>Female</b>	<b>Male</b>	<b>Target</b>	<b>Achievement</b>	
	15	15		12	20	44	4	50	18			15	15	
<b>What is the source to verify the collected data/ information?</b>														

<b>How was this data collected?</b> <ul style="list-style-type: none"><li>What methods are used to collect this data? (Census survey/ sampled survey)</li><li>What tools are used to collect this data?</li><li>Who are the respondents?</li><li>How frequently the data is collection?</li></ul>	<ul style="list-style-type: none"><li>➤ We used the methods the survey &amp; interview.</li><li>➤ We collected the information from Participant list.</li><li>➤ Programme participants were respondents to implementing this process.</li><li>➤ Data collation is continues process at first they collect the data &amp; write in their register book then they finalize its quarterly</li></ul>													
<b>Action-5</b>	Public service accountability (Policy and budget monitoring /traking / social audit													
<b>Activity-3</b>	Step down training on public service monitoring & accountability tools													
Narrate each activity by describing the following questions- <ul style="list-style-type: none"><li>Who were involved and how were the activities conducted?</li><li>What has achieved as a result of this work?</li><li>How is this activity relevant to results/contributing to achieve result? (immediate outcomes/outcomes)</li><li>How has this benefited children/ women/community?</li><li>What initiative was taken by participants after the activity? If applicable?</li><li>What has not achieved as expected and explains with appropriate reason if any?</li><li>What were the roles of PNGO and AAB?</li></ul>	According our plan we have organized the step down training on accountability & advocacy at context 33 participants are participating the events they Loko Kendra leads, Activista & LRP staffs . From this training they are well-known about accountability & advocacy and also they are able to use the accountability tools to ensuring their right & services. This Activity contributes of Peoples' organization together with LGI monitor and shared status of quality health & public services, unfair revenue collection and distribution. Most of the program participants are women & they are benefited from this intervention and they are also empowered in their family level. USS has played facilitate role to implementing the activity & also providing technical support to the programme participants. AAB has played strategic role and also providing capacity building support for LRP- Staffs'													
<b>Activity wise disaggregated information (where applicable)</b>	<b>Information of target and achievement</b>						<b>Participant</b>						<b>Cumulative information of reported quarters</b>	
							<b>Child(0-14)</b>		<b>Youth (15-30)</b>		<b>Adult(31-64)</b>			
	<b>Target</b>	<b>Achievement</b>	<b>Deviation</b>	<b>Girl</b>	<b>Boy</b>	<b>Female</b>	<b>Male</b>	<b>Female</b>	<b>Male</b>	<b>Female</b>	<b>Male</b>	<b>Target</b>	<b>Achievement</b>	
	2	2	-	-	-	15	1	12	5			2	2	
<b>What is the source to verify the collected data/ information?</b>	<b>Participants list &amp; training registers.</b>													

<b>How was this data collected?</b> <ul style="list-style-type: none"><li>What methods are used to collect this data? (Census survey/ sampled survey)</li><li>What tools are used to collect this data?</li><li>Who are the respondents?</li><li>How frequently the data is collection?</li></ul>	<ul style="list-style-type: none"><li>➤ We used the methods the survey &amp; interview.</li><li>➤ We collected the information from Participant list.</li><li>➤ Programme participants were respondents to implementing this process.</li><li>➤ Data collation is continues process at first they collect the data &amp; write in their register book then they finalize its quarterly.</li></ul>												
<b>Action-5</b>	Public service accountability (Policy and budget monitoring /traking / social audit												
<b>Activity-4</b>	Facilitate open budget/ Participatory plans & budget at union level inclusion the community Demands.( modle budget)												
Narrate each activity by describing the following questions- <ul style="list-style-type: none"><li>Who were involved and how were the activities conducted?</li><li>What has achieved as a result of this work?</li><li>How is this activity relevant to results/contributing to achieve result? (immediate outcomes/outcomes)</li><li>How has this benefited children/ women/community?</li><li>What initiative was taken by participants after the activity? If applicable?</li><li>What has not achieved as expected and explains with appropriate reason if any?</li><li>What were the roles of PNGO and AAB?</li></ul>	USS providing technical support to Bamunia union praised organized the word meeting in 9 words. That end of the word meeting union parisad conduct the planning meeting workshop and finalize the project. In August/16 they also organized the open budget session & 650 community people attend the meeting.The community people rising their voice and proposed their demand in UP Budget in 2016-2017 and community demand are reflected in UP Budget total budget in Tk 16634963 in last year it was TK1,04,23,765 it is higher than previous year. This activity linked with increased capacity of CSO and LGI around tax revenue collection budget tracking and exercise R21 that help to activity monitor the status of public services.USS has played facilitate role to implementing the activity & also providing technical support to the program participants. AAB has played strategic role and also providing capacity building support for LRP- Staffs'												
<b>Activity wise disaggregated information (where applicable)</b>	<b>Information of target and achievement</b>			<b>Participant</b>								<b>Cumulative information of reported quarters</b>	
				<b>Child(0-14)</b>		<b>Youth (15-30)</b>		<b>Adult(31-64)</b>		<b>Senior 64+</b>			
	Target	Achievement	Deviation	Girl	Boy	Female	Male	Female	Male	Female	Male	Target	Achievement
	1	1	-	0	0	40	40	75	160	20	215	1	1
<b>What is the source to verify the collected</b>	<b>Meeting minutes register of Union parisad- ward wise demand list.</b>												

data/ information?														
How was this data collected? <ul style="list-style-type: none"><li>What methods are used to collect this data? (Census survey/ sampled survey)</li><li>What tools are used to collect this data?</li><li>Who are the respondents?</li><li>How frequently the data is collection?</li></ul>	<ul style="list-style-type: none"><li>➤ We used the methods the survey &amp; interview.</li><li>➤ We collected the information from Participant list.</li><li>➤ Programme participants were respondents to implementing this process.</li><li>➤ Data collation is continues process at first they collect the data &amp; write in their register book then they finalize its quarterly.</li><li>➤</li></ul>													
Action-6	Organization development													
Activity-1	Management development workshop (Planning, resource mobilization, organization structure) for Loko Kendra leaders.													
Narrate each activity by describing the following questions- <ul style="list-style-type: none"><li>Who were involved and how were the activities conducted?</li><li>What has achieved as a result of this work?</li><li>How is this activity relevant to results/contributing to achieve result? (immediate outcomes/outcomes)</li><li>How has this benefited children/ women/community?</li><li>What initiative was taken by participants after the activity? If applicable?</li><li>What has not achieved as expected and explains with appropriate reason if any?</li><li>What were the roles of PNGO and AAB?</li></ul>	USS team decided to organize the management development workshop at LRP level. We prepare the schedule & module on this issue. Our Loko Kendra forum members have participated the workshop and they develop the sustainable development for their Lokokendra for sustainability issue. 35 Loko Kendra leaders have minimum Skill & knowledge on this issue. This activity linked with People's organizations are strengthened with enhanced skill and knowledge on management that leading towards sustainability and community development. USS has played facilitate role to implementing the activity & also providing technical support to the programme participants. AAB has played strategic role and also providing capacity building support for LRP- Staffs'													
Activity wise disaggregated information (where applicable)	Information of target and achievement						Participant						Cumulative information of reported quarters	
							Child(0-14)		Youth (15-30)		Adult(31-64)			
	Target	Achievement	Deviation	Girl	Boy	Female	Male	Female	Male	Female	Male	Target	Achievement	
	1	1	0	-	-	7	3	16	9	-	-	1	1	

[illegible]

<b>What is the source to verify the collected data/ information?</b>	<b>Application Received copy – Investigation report &amp; registration certificate.</b>				
<b>How was this data collected?</b> <ul style="list-style-type: none"> <li>What methods are used to collect this data? (Census survey/ sampled survey)</li> <li>What tools are used to collect this data?</li> <li>Who are the respondents?</li> <li>How frequently the data is collection?</li> </ul>	<ul style="list-style-type: none"> <li>➤ We used the methods the survey &amp; interview.</li> <li>➤ We collected the information from Participant list.</li> <li>➤ Programme participants were respondents to implementing this process.</li> <li>➤ Data collation is continues process at first they collect the data &amp; write in their register book then they finalize its quarterly</li> </ul>				
<b>Action-7</b>	Promoting Rights to education through adequate financing in education.				
<b>Activity-1</b>	Organize the advocacy meeting with union praised for tax justices through increasing allocation of Education & heath budget.				
Narrate each activity by describing the following questions- <ul style="list-style-type: none"> <li>Who were involved and how were the activities conducted?</li> <li>What has achieved as a result of this work?</li> <li>How is this activity relevant to results/contributing to achieve result? (immediate outcomes/outcomes)</li> <li>How has this benefited children/ women/community?</li> <li>What initiative was taken by participants after the activity? If applicable?</li> <li>What has not achieved as expected and explains with appropriate reason if any?</li> <li>What were the roles of PNGO and AAB?</li> </ul>	Our Loko Kendra leaders have been communicate with Union parisad & conduct the meeting with UP body for allocation ADP fund. Union parisad Chairman Babu Monoranjon Ray was present as chief guest and they allocated Tk 75000 (seventy five thousand) as ADP education fund. This Activity linked of Union incorporated and ADP is allocated for implementing local education plan. Most of the program participants are women & children they are benefited from this intervention and they are also empowered in their community level. USS has played facilitate role to implementing the activity & also providing technical support to the programme participants. AAB has played strategic role and also providing capacity building support for LRP- Staffs'				
<b>Activity wise disaggregated information (where applicable)</b>	<b>Information of target and achievement</b>	<b>Participant</b>			
		Child(0-14)	Youth (15-30)	Adult(31-64)	Senior 64+
					<b>Cumulative information of reported quarters</b>



	Target	Achievement	Deviation	Girl	Boy	Female	Male	Female	Male	Female	Male	Target	Achievement
	1	1				8	2	2		3		1	1
What is the source to verify the collected data/ information?	Budget Allocation documents– Participants list.												
How was this data collected? <ul style="list-style-type: none"><li>What methods are used to collect this data? (Census survey/ sampled survey)</li><li>What tools are used to collect this data?</li><li>Who are the respondents?</li><li>How frequently the data is collection?</li></ul>	<ul style="list-style-type: none"><li>➤ We used the methods the survey &amp; interview.</li><li>➤ We collected the information from Participant list.</li><li>➤ Programme participants were respondents to implementing this process.</li><li>➤ Data collation is continues process at first they collect the data &amp; write in their register book then they finalize its quarterly</li></ul>												
Action-7	Promoting Rights to education through adequate financing in education.												
Activity-2	yearly wall magazine involving student council members and CJG members												
Narrate each activity by describing the following questions- <ul style="list-style-type: none"><li>Who were involved and how were the activities conducted?</li><li>What has achieved as a result of this work?</li><li>How is this activity relevant to results/contributing to achieve result? (immediate outcomes/outcomes)</li><li>How has this benefited children/ women/community?</li><li>What initiative was taken by participants after the activity? If applicable?</li><li>What has not achieved as expected and explains with appropriate reason if any?</li><li>What were the roles of PNGO and AAB?</li></ul>	Leading of our CJG group has complete the 5 wall magazine in targeted school in Vogdaburi & Ketkebari union. From this intervention student have increased the creativities on respective issue. 45 program participants are involved to this process.This activity linked with Children’s knowledge & skill enhanced and increased literacy and their participation in different schools with related activities through attending child space regularly. Most to them are female student & they are benefited from this intervention. USS has played facilitate role to implementing the activity & also providing technical support to the programme participants. AAB has played strategic role and also providing capacity building support for LRP- Staffs’												
Activity wise disaggregated information (where applicable)	Information of target and achievement					Participant						Cumulative information of	
						Child(0-14)	Youth (15-30)	Adult(31-64)	Senior 64+				

											reported quarters		
	Target	Achievement	Deviation	Girl	Boy	Female	Male	Female	Male	Female	Male	Target	Achievement
	5	5		21	4	20						5	5
What is the source to verify the collected data/ information?	Participants list prepared by UP.												
How was this data collected? <ul style="list-style-type: none"><li>What methods are used to collect this data? (Census survey/ sampled survey)</li><li>What tools are used to collect this data?</li><li>Who are the respondents?</li><li>How frequently the data is collection?</li></ul>	<ul style="list-style-type: none"><li>➤ We used the methods the survey &amp; interview.</li><li>➤ We collected the information from Participant list.</li><li>➤ Programme participants were respondents to implementing this process.</li><li>➤ Data collation is continues process at first they collect the data &amp; write in their register book then they finalize its quarterly.</li></ul>												
Action-7	Promoting Rights to education through adequate financing in education.												
Activity-3	School budget tracking by community actors and Social audit team members and RAC members												
Narrate each activity by describing the following questions- <ul style="list-style-type: none"><li>Who were involved and how were the activities conducted?</li><li>What has achieved as a result of this work?</li><li>How is this activity relevant to results/contributing to achieve result? (immediate outcomes/outcomes)</li><li>How has this benefited children/ women/community?</li><li>What initiative was taken by participants after the activity? If applicable?</li><li>What has not achieved as expected and explains with appropriate reason if any?</li><li>What were the roles of PNGO and AAB?</li></ul>	Our social audit team & RAG members jointly organize the workshop on school development implementing through local resource such ADP UP budget & others. Teacher SMC members Local up representative are participating the workshop. Participants are known to source of education fund & their utilization. As result 2 schools already getting the ADP budget from Union parised. .This activity linked with Enhanced understanding of People’s agencies on RBS and education financing, tracked violations of rights and budget in schools and influenced to respective educational institutions with rights based school improvements plan. Most to them are female student & they are benefited from this intervention. USS has played facilitate role to implementing the activity & also providing technical support to the programme participants. AAB has played strategic role and also providing capacity building support for LRP- Staffs’												
Activity wise disaggregated information (where applicable)	Information of target and achievement			Participant								Cumulative information of	
				Child(0-14)	Youth (15-30)	Adult(31-64)	Senior 64+						

												reported quarters	
	Target	Achievement	Deviation	Girl	Boy	Female	Male	Female	Male	Female	Male	Target	Achievement
	1	1				2	18	9				1	1
<b>What is the source to verify the collected data/ information?</b>													
<b>How was this data collected?</b> <ul style="list-style-type: none"> <li>What methods are used to collect this data? (Census survey/ sampled survey)</li> <li>What tools are used to collect this data?</li> <li>Who are the respondents?</li> <li>How frequently the data is collection?</li> </ul>	<ul style="list-style-type: none"> <li>➤ We used the methods the survey &amp; interview.</li> <li>➤ We collected the information from Participant list.</li> <li>➤ Programme participants were respondents to implementing this process.</li> <li>➤ Data collation is continues process at first they collect the data &amp; write in their register book then they finalize its quarterly.</li> </ul>												
<b>Action-8</b>	Promoting right to education through popularizing messages of PRS.												
<b>Activity-2</b>	Providing education material support for community children.												
Narrate each activity by describing the following questions- <ul style="list-style-type: none"> <li>Who were involved and how were the activities conducted?</li> <li>What has achieved as a result of this work?</li> <li>How is this activity relevant to results/contributing to achieve result? (immediate outcomes/outcomes)</li> <li>How has this benefited children/ women/community?</li> <li>What initiative was taken by participants after the activity? If applicable?</li> <li>What has not achieved as expected and explains with appropriate reason if any?</li> <li>What were the roles of PNGO and AAB?</li> </ul>	USS was providing the education material among the sponsor children . 450 sponsor children are getting the education material. They are benefited from this activity & they also metup their material demand. Children's knowledge & skill enhanced and increased literacy and their participation in different schools with related activities through attending child space regularly. Most to them are female student & they are benefited from this intervention. USS has played facilitate role to implementing the activity & also providing technical support to the programme participants. AAB has played strategic role and also providing capacity building support for LRP- Staffs'												
<b>Activity wise disaggregated information</b>	<b>Information of target and</b>			<b>Participant</b>								<b>Cumulative</b>	

(where applicable)	achievement			Child(0-14)		Youth (15-30)		Adult(31-64)		Senior 64+		information of reported quarters	
	Target	Achievement	Deviation	Girl	Boy	Female	Male	Female	Male	Female	Male	Target	Achievement
	1	1	-	230	220							1	1
What is the source to verify the collected data/ information?	Participants list- Right register – Master role.												
<b>How was this data collected?</b> <ul style="list-style-type: none"> <li>What methods are used to collect this data? (Census survey/ sampled survey)</li> <li>What tools are used to collect this data?</li> <li>Who are the respondents?</li> <li>How frequently the data is collection?</li> </ul>	<ul style="list-style-type: none"> <li>➤ We used the methods the survey &amp; interview.</li> <li>➤ We collected the information from Participant list.</li> <li>➤ Programme participants were respondents to implementing this process.</li> <li>➤ Data collation is continues process at first they collect the data &amp; write in their register book then they finalize its quarterly.</li> </ul>												
<b>Action-9</b>	Youth organization development												
<b>Activity-1</b>	Strengthening youth organization through registration & office set up.												
Narrate each activity by describing the following questions- <ul style="list-style-type: none"> <li>Who were involved and how were the activities conducted?</li> <li>What has achieved as a result of this work?</li> <li>How is this activity relevant to results/contributing to achieve result? (immediate outcomes/outcomes)</li> <li>How has this benefited children/ women/community?</li> <li>What initiative was taken by participants after the activity? If applicable?</li> <li>What has not achieved as expected and explains with appropriate reason if any?</li> <li>What were the roles of PNGO and AAB?</li> </ul>	Not applicable.												
<b>Activity wise disaggregated information</b>	<b>Information of target and</b>			<b>Participant</b>								<b>Cumulative</b>	

(where applicable)	achievement			Child(0-14)		Youth (15-30)		Adult(31-64)		Senior 64+		information of reported quarters	
	Target	Achievement	Deviation	Girl	Boy	Female	Male	Female	Male	Female	Male	Target	Achievement
<b>What is the source to verify the collected data/ information?</b>													
<b>How was this data collected?</b> <ul style="list-style-type: none"> <li>What methods are used to collect this data? (Census survey/ sampled survey)</li> <li>What tools are used to collect this data?</li> <li>Who are the respondents?</li> <li>How frequently the data is collection?</li> </ul>	<i>Not Applicable.</i>												
<b>Action-9</b>	Youth organization development												
<b>Activity-2</b>	Celebrate Youth empowerment week at community level & this evidence enhanced to national level campaign.												
Narrate each activity by describing the following questions- <ul style="list-style-type: none"> <li>Who were involved and how were the activities conducted?</li> <li>What has achieved as a result of this work?</li> <li>How is this activity relevant to results/contributing to achieve result? (immediate outcomes/outcomes)</li> <li>How has this benefited children/ women/community?</li> <li>What initiative was taken by participants after the activity? If applicable?</li> <li>What has not achieved as expected and explains with appropriate reason if any?</li> <li>What were the roles of PNGO and AAB?</li> </ul>	Youth forum organized the events of celebrated 26 <sup>th</sup> march at Chilahati & youth day . victory day observe in chilahati youth participants are attend the events. Local Journalist & others civil society attends the rally. This activity linked with POs especially women, youth and PWDs groups formed and organized with enhanced knowledge and analytical skill on rights especially GRPS, GBV, HTP and discrimination. USS has played facilitate role to implementing the activity & also providing technical support to the preprogramme participants. AAB has played strategic role and also providing capacity building support for LRP- Staffs'												
<b>Activity wise disaggregated information</b>	<b>Information of target and</b>			<b>Participant</b>								<b>Cumulative</b>	

(where applicable)	achievement			Child(0-14)		Youth (15-30)		Adult(31-64)		Senior 64+		information of reported quarters	
	Target	Achievement	Deviation	Girl	Boy	Female	Male	Female	Male	Female	Male	Target	Achievement
	3	3	-	15	10	8	7	0	0			3	3
What is the source to verify the collected data/ information?	Participants list & News papers.												
<b>How was this data collected?</b> <ul style="list-style-type: none"> <li>What methods are used to collect this data? (Census survey/ sampled survey)</li> <li>What tools are used to collect this data?</li> <li>Who are the respondents?</li> <li>How frequently the data is collection?</li> </ul>	<ul style="list-style-type: none"> <li>➤ We used the methods the survey &amp; interview.</li> <li>➤ We collected the information from Participant list.</li> <li>➤ Programme participants were respondents to implementing this process.</li> <li>➤ Data collation is continues process at first they collect the data &amp; write in their register book then they finalize its quarterly.</li> </ul>												
<b>Action-9</b>	Youth organization development												
<b>Activity-3</b>	Bi- monthly meeting for Activista/ Youth Group												
Narrate each activity by describing the following questions- <ul style="list-style-type: none"> <li>Who were involved and how were the activities conducted?</li> <li>What has achieved as a result of this work?</li> <li>How is this activity relevant to results/contributing to achieve result? (immediate outcomes/outcomes)</li> <li>How has this benefited children/ women/community?</li> <li>What initiative was taken by participants after the activity? If applicable?</li> <li>What has not achieved as expected and explains with appropriate reason if any?</li> <li>What were the roles of PNGO and AAB?</li> </ul>	In this quarter Youth forum celebrate the international youth day at in Chilahati 40 program participants are attending the events. The events are rally & discussion session on respective issue. Previous they also celebrate the veious national & international day.This activity linked with POs especially women, youth and PWDs groups formed and organized with enhanced knowledge and analytical skill on rights especially GRPS, GBV, HTP and discrimination. USS has played facilitate role to implementing the activity & also providing technical support to the programme participants. AAB has played strategic role and also providing capacity building support for LRP- Staffs'												
<b>Activity wise disaggregated information</b>	<b>Information of target and</b>			<b>Participant</b>								<b>Cumulative</b>	



(where applicable)	achievement			Child(0-14)		Youth (15-30)		Adult(31-64)		Senior 64+		information of reported quarters	
	Target	Achievement	Deviation	Girl	Boy	Female	Male	Female	Male	Female	Male	Target	Achievement
	6	6	2		0	15	10	5	0	0	0	6	6
What is the source to verify the collected data/ information?	Participants list- Register .												
<b>How was this data collected?</b> <ul style="list-style-type: none"> <li>What methods are used to collect this data? (Census survey/ sampled survey)</li> <li>What tools are used to collect this data?</li> <li>Who are the respondents?</li> <li>How frequently the data is collection?</li> </ul>	<ul style="list-style-type: none"> <li>➤ We used the methods the survey &amp; interview.</li> <li>➤ We collected the information from Participant list.</li> <li>➤ Programme participants were respondents to implementing this process.</li> <li>➤ Data collation is continues process at first they collect the data &amp; write in their register book then they finalize its quarterly.</li> </ul>												
<b>Action-9</b>	Youth organization development												
<b>Activity-4</b>	Linkage meeting with local press club for publishing child and women related news												
Narrate each activity by describing the following questions- <ul style="list-style-type: none"> <li>Who were involved and how were the activities conducted?</li> <li>What has achieved as a result of this work?</li> <li>How is this activity relevant to results/contributing to achieve result? (immediate outcomes/outcomes)</li> <li>How has this benefited children/ women/community?</li> <li>What initiative was taken by participants after the activity? If applicable?</li> <li>What has not achieved as expected and explains with appropriate reason if any?</li> <li>What were the roles of PNGO and AAB?</li> </ul>	Community journalist group Chilahati organized the linkage meeting with chilahati press club. 25 program participants are attending the meeting. President & secretary of Chilahati press club are present as chief guest. Chilahati press club are committed to providing the support for CJG group to publish their news in their respective news papers This activity linked with POs especially women, youth and PWDs groups formed and organized with enhanced knowledge and analytical skill on rights especially GRPS, GBV, HTP and discrimination. USS has played facilitate role to implementing the activity & also providing technical support to the programme participants. AAB has played strategic role and also providing capacity building support for LRP- Staffs'												
<b>Activity wise disaggregated information</b>	<b>Information of target and</b>			<b>Participant</b>								<b>Cumulative</b>	

(where applicable)	achievement			Child(0-14)		Youth (15-30)		Adult(31-64)		Senior 64+		information of reported quarters	
	Target	Achievement	Deviation	Girl	Boy	Female	Male	Female	Male	Female	Male	Target	Achievement
	1	1	-	6	4	3	2	0	4			1	1
What is the source to verify the collected data/ information?	Participants list & regulation.												
<b>How was this data collected?</b> <ul style="list-style-type: none"> <li>What methods are used to collect this data? (Census survey/ sampled survey)</li> <li>What tools are used to collect this data?</li> <li>Who are the respondents?</li> <li>How frequently the data is collection?</li> </ul>	<ul style="list-style-type: none"> <li>➤ We used the methods the survey &amp; interview.</li> <li>➤ We collected the information from Participant list.</li> <li>➤ Programme participants were respondents to implementing this process. Data collation is continues process at first they collect the data &amp; write in their register book then they finalize its quarterly</li> </ul>												
<b>Action-9</b>	Youth organization development												
<b>Activity-5</b>	Quarterly meeting with CJG Group.												
Narrate each activity by describing the following questions- <ul style="list-style-type: none"> <li>Who were involved and how were the activities conducted?</li> <li>What has achieved as a result of this work?</li> <li>How is this activity relevant to results/contributing to achieve result? (immediate outcomes/outcomes)</li> <li>How has this benefited children/ women/community?</li> <li>What initiative was taken by participants after the activity? If applicable?</li> <li>What has not achieved as expected and explains with appropriate reason if any?</li> <li>What were the roles of PNGO and AAB?</li> </ul>	Community journalist group Chilahati organized the quarterly meeting at project office. 13 program participants are attending the meeting. They conduct the review & reflection and next course of action. This activity linked with POs especially women, youth and PWDs groups formed and organized with enhanced knowledge and analytical skill on rights especially GRPS, GBV, HTP and discrimination. USS has played facilitate role to implementing the activity & also providing technical support to the programme participants. AAB has played strategic role and also providing capacity building support for LRP- Staffs'												
<b>Activity wise disaggregated information</b>	<b>Information of target and</b>			<b>Participant</b>								<b>Cumulative</b>	

(where applicable)	achievement			Child(0-14)		Youth (15-30)		Adult(31-64)		Senior 64+		information of reported quarters	
	Target	Achievement	Deviation	Girl	Boy	Female	Male	Female	Male	Female	Male	Target	Achievement
	3	3	-	4	6				3			3	3
✧ What is the source to verify the collected data/ information?	Training register – attendant sheet												
<b>How was this data collected?</b> <ul style="list-style-type: none"> <li>What methods are used to collect this data? (Census survey/ sampled survey)</li> <li>What tools are used to collect this data?</li> <li>Who are the respondents?</li> <li>How frequently the data is collection?</li> </ul>	<ul style="list-style-type: none"> <li>➤ We used the methods the survey &amp; interview.</li> <li>➤ We collected the information from Participant list.</li> <li>➤ Programme participants were respondents to implementing this process. Data collation is continues process at first they collect the data &amp; write in their register book then they finalize its quarterly</li> </ul>												
<b>Action-10</b>	Emergency response for sponsorship children.												
<b>Activity-1</b>	Initial health support for children, support for children who are at emergencies etc												
Narrate each activity by describing the following questions- <ul style="list-style-type: none"> <li>Who were involved and how were the activities conducted?</li> <li>What has achieved as a result of this work?</li> <li>How is this activity relevant to results/contributing to achieve result? (immediate outcomes/outcomes)</li> <li>How has this benefited children/ women/community?</li> <li>What initiative was taken by participants after the activity? If applicable?</li> <li>What has not achieved as expected and explains with appropriate reason if any?</li> <li>What were the roles of PNGO and AAB?</li> </ul>	USS provides medical support for sponsor children who are suffering in major disease In this quarter USS provided medical support for two children. & cumulative 3. This activity linked with. Children enrolled, continue education and increased participation in different extra-curricular activities. USS has played facilitate role to implementing the activity & also providing technical support to the programme participants. AAB has played strategic role.												
<b>Activity wise disaggregated information</b>	<b>Information of target and</b>			<b>Participant</b>								<b>Cumulative</b>	

(where applicable)	achievement			Child(0-14)		Youth (15-30)		Adult(31-64)		Senior 64+		information of reported quarters	
	Target	Achievement	Deviation	Girl	Boy	Female	Male	Female	Male	Female	Male	Target	Achievement
	3	3		1	3							3	3
✧ What is the source to verify the collected data/ information?	Training register – attendant sheet												
<b>How was this data collected?</b> <ul style="list-style-type: none"> <li>What methods are used to collect this data? (Census survey/ sampled survey)</li> <li>What tools are used to collect this data?</li> <li>Who are the respondents?</li> <li>How frequently the data is collection?</li> </ul>	<ul style="list-style-type: none"> <li>➤ We used the methods the survey &amp; interview.</li> <li>➤ We collected the information from Participant list.</li> <li>➤ Programme participants were respondents to implementing this process.</li> <li>➤ Data collation is continues process at first they collect the data &amp; write in their register book then they finalize its quarterly</li> </ul>												

## 7. ANALYSIS THE CHANGES OF OVERALL SITUATION AND THEORY OF CHANGE

### 7.1.1. REVISITING OUR “THEORIES OF CHANGE (Empowerment, Solidarity, Campaign, Alternatives) Please provide the information by using the following table:


(Theory of Change: Individual and joint leadership, collective activity, networking, Alliance and relationship with different same minded Organization)


Type of change	Change (Narrate the changes by describing the situation before and what it is now)
Individual leadership	
Joint Leadership	In previously they are not interested to organize the joint imitative for community development in this quarter Surjjo mikhi & Golap RAG jointly organize the advocacy initiative with upazila health & family plaing officer – Domar for sanction the community clinic in south Ambari village and they collect the land donor & complete the registration fabor og government . Now government started the construction of this community clinic. After complete the construction the community clinic 6000 community people will get the health & family paining facilities from this community clinic. .
Collective Action	Land Rights committee submitted the application to secretary of ministry of Land for record correction the forest land & conducts the hearing on this application. According to application ADC (Revunue ) Nilphamari is responsible to investigate the issue. ADC already completes the investigation on this issue. Ministry of land organize the hearing on this case in two times. In this circumstances DG survey circulated the letter to the respective settlement officer to take necessary step to correction the records.
Networking	-
Alliance and relationship with different same minded Organization	ALRD, BLAST. Nijarakori, AAB, AOSK.TIB – We have good relationship with them.

**N.B. Case study on change of community or individual will be provided in relation to mentioned changes of the above table** and indicators of outcome level. In addition case study will be presented and analyzed considering the principle of Theory of Change. The following points should be reflected when the case study will be analyzed.



- Purposeful individual and collective action to achieve the specific goal
- Is the action led by active agency of people living in poverty?
- Was the activity/change involved in any campaign or has any opportunity to make linkage in the future?
- To remove the structural causes and consequences of poverty

**1. ALPS STANDARD (newly included in the reporting template- need your valuable comment and input to finalize it. If have any please share. )**

<b>Peoples Participation</b> <ul style="list-style-type: none"> <li>• What process are followed to ensure peoples participation</li> <li>• Provide specific examples of topics and/or concerns that were raised by people or stakeholders</li> <li>• PNGOs response processes to these concerns especially programme design/decisions.</li> <li>• Results achieved as a result of the response.</li> </ul>	<ul style="list-style-type: none"> <li>➤ USS main motto is people's participation through programme design, programme implementation &amp; review and reelection and decision making process.</li> <li>➤ When we design the programme then we must consultation with community people &amp; others.</li> <li>➤ Step of decision making process :- Community people - LRP-Staffs---Senior management - Executive committee</li> <li>➤</li> </ul>
<b>Transparency &amp; Accountability</b> <ul style="list-style-type: none"> <li>• What information is shared with the participants and different stakeholders to ensure transparency of our work?</li> <li>• With whom and how the transparency is ensured? (what we do to increase transparency)</li> <li>• Does this practice enable you to enhance organizational performance and LRP work and how?</li> <li>• Please provide a specific example about the benefits of our transparency practices to communities and stakeholders.</li> </ul>	<p>We shared the information of budget &amp; activities through group discussion &amp; Review and reflection process &amp; special meeting. We follow the open information policy everybody can access to our information. We also shared our monthly &amp; quarterly report. Our people organization leaders are involved in various type of activity. Project coordinator is responsible to provide the various type of information as per requirements. When community people are known the information specially budget then are most cooperative to implementing the programme. Suppose we organize the events then we circulate the budget among the community people.</p>
<b>Complain &amp; resolution</b>	 We have a complain box in our office but nobody submit the complain in our complain box .

<ul style="list-style-type: none"> <li>What mechanism is in place to receive complain from community &amp; others?</li> <li>Number of complain received               <ol style="list-style-type: none"> <li>Community</li> <li>Stakeholders</li> <li>Staff</li> </ol> </li> <li># of complain solved</li> <li>Please mention the complain resolution process that have followed</li> </ul>	 Community people, Stakeholders and staffs are eligible to submit the complain & we have complain response committee. They are responsible to response the complain within short period.
<b>Monitoring &amp; Documentation</b> <ul style="list-style-type: none"> <li>Please mention the monitoring mechanism that you are followed to ensure performance and result monitoring               <ol style="list-style-type: none"> <li>Tier-1</li> <li>Tier-2</li> <li>Tier-3</li> <li>Tier-4</li> </ol> </li> <li>Who are involved to do PM&amp;E?</li> <li>What mechanism is followed to ensure data quality and authenticity?</li> <li>Document available at multiple level               <ol style="list-style-type: none"> <li>Field level (SBK/ groups/ forum/ network, etc.)</li> <li>LRP office level</li> </ol> </li> </ul>	<ol style="list-style-type: none"> <li>Tire -1. Programme participants &amp; Loko Kendra Manager</li> <li>Tire-2 Programme Officer / CDSO</li> <li>Tire -3 PC.</li> <li>Tire- 4- Senior Management of USS.</li> </ol> <p>Mainly PC &amp; ED are involved in Programme monitoring &amp; Evaluation. We ensure the data through Rights Register &amp; we also used the PRA tools all data preserved in computer.</p>

## 2. CHALLENGES, LEARNING AND RECOMMENDATION

<b>Challenges:</b> <ul style="list-style-type: none"> <li>What challenges (narrate with example internal &amp; external challenges) did you faced during implementation in this reporting period?</li> <li>What we did to resolve these challenges?</li> </ul>	 Low understanding of staff to implementation the programme successfully.  Vogdaburi union praised has canceled the agreement to conduct the participatory plans & Budget. We conduct the sharing meeting & personal contact for his/ her development. We contract the Bamunia union praised for implementing fiscal governance project activity.
--	--



<b>Learning:</b> <ul style="list-style-type: none"><li>What is your key learning that can inform/improve future program plans and delivery?</li></ul>	<b>Able to know the tools &amp; technique to remove the corruption through collective action by Loko Kendra initiative.</b>
<b>Recommendation:</b> <ul style="list-style-type: none"><li>What are your recommendations based on the challenges have faced and learning's have enhanced during implementation in this reporting period?</li></ul>	Reporting format may be maximum -10 to 15 page & very simple.

**Annex:**

- Critical pathways with target**
- Story of change/case study**

DRAFT